

Section III
MISSOURI STATE FINANCES

Operating Budget Expenditure History	78
Capital Improvements Appropriations History.....	82
State Revenue Collection History.....	83
State of Missouri Bonded Indebtedness.....	85
Missouri Tax Credit Analysis	89
Gaming Revenue Distribution	92
Lottery Revenue Distribution	94
Tobacco Settlement Proceeds Distribution.....	95

Section IV
LEGISLATION

Estimated Fiscal Impact of TAFP Legislation for FY 2006 through FY 2008	98
SB 287 New Foundation Formula	104
SB 539 Revises Medicaid Program	106
SB 343 Job Development Program	109

Section V
TOPICS OF INTEREST

Missouri Transportation Funding	111
Court Ordered Desegregation	115
State Employee Pay Plan History FY 1991 – FY 2006.....	117
Per Capita State Rankings (Personal Income, Tax Revenue).....	120
Budget Reserve Fund.....	121
Calculation of Total State Revenue	123
Budget Process Overview	124
Calendar of Floor Action on Appropriation Bills.....	128

PREFACE

The Senate Appropriations Committee is pleased to present this Annual Fiscal Report. It is designed to provide legislators, legislative and departmental staff, and the public detailed information about the appropriations and budget process during the 93rd General Assembly, 1st Regular Session (2005) as well as information about fiscal and budget issues in previous years.

The Report is divided into five sections. Section I, **FY 2006 Statewide Budget Information**, provides a summary of Missouri's \$19.2 billion operating budget for Fiscal Year 2006. This section includes appropriation bill totals for operating and capital improvements. In addition, this section contains an appropriation veto summary, the fiscal year general revenue estimate, a full time equivalent (FTE) summary by department and several charts and graphs depicting revenue and appropriation information.

Section II, **FY 2006 Departmental Budget Information**, provides detailed information on each state department. Information includes the appropriation amount, percentage increases or decreases, and the major changes from the previous fiscal year. This section also contains pie charts that display information unique to each department.

Section III, **Missouri State Finances**, provides historical expenditure information on the state's operating and capital improvement budgets. In addition, information is presented regarding past revenue collections, an analysis of state tax credits, bond indebtedness, and the distribution of gaming, lottery and tobacco settlement revenues.

Section IV, **Legislation**, provides a fiscal impact summary of legislation enacted in 2005. Detailed summaries are provided for Senate Bill 287 (Shields) related to school funding, Senate Bill 539 (Purgason) related to changes in the Medicaid program, and Senate Bill 343 (Bartle) related to economic development incentives.

Section V, **Topics of Interest**, provides information about a wide variety of subjects of current interest. This section contains information related to the highway fund cap, court ordered desegregation, state employee pay plan history, state rankings and performance, budget reserve fund, total state revenue calculation, budget process overview, and the calendar of floor action on appropriation bills.

We hope that the Annual Fiscal Report will provide the reader with a wide range of interesting topics regarding the Missouri state budget and finances. If you have any comments or suggestions please send them to Dan Haug, Senate Appropriations Committee Staff, Rm. B-8, State Capitol Building, fax them to (573) 751-4778 or e-mail him at DHaug@senate.mo.gov.

**Missouri Senate
Appropriations Committee and
Staff Organization**

**President Pro Tem
Michael Gibbons**

Senate Appropriations Committee

**Chuck Gross, Appropriations Committee Chair
Gary Nodler, Vice-Chair**

**Joan Bray
Timothy Green
Luann Ridgeway**

**Norma Champion
Robert Mayer**

**Patrick Dougherty
Chuck Purgason**

Senate Appropriations Committee Staff

**Dan Haug, Director/Economist
Paul Wagner, Budget Analyst
Brent McGinty, Budget Analyst
Angie Giddings, Budget Analyst
Adam Koenigsfeld, Budget Analyst
Michelle Kliethermes, Support Staff**

Senate Appropriations Staff
Budget Assignments

Phone: 751-2893

Fax: 751-4778

Paul Wagner

PWagner@senate.mo.gov

Department of Elementary & Secondary Education
Department of Higher Education

Brent McGinty

BMcGinty@senate.mo.gov

Department of Agriculture
Department of Natural Resources
Department of Conservation
Department of Mental Health
Department of Health and Senior Services

Angie Giddings

AGiddings@senate.mo.gov

Department of Public Safety
Department of Corrections
Judiciary
Public Defender
Statewide Leasing
Capital Improvements
Reappropriations

Dan Haug

DHaug@senate.mo.gov

Economic and Revenue Forecasting
Department of Revenue
Department of Transportation
Public Debt
General Assembly
Elected Officials

Adam Koenigsfeld

AKoenigsfeld@senate.mo.gov

Department of Social Services

Vacant

Office of Administration
Employee Benefits
Department of Labor & Industrial Relations
Department of Insurance
Department of Economic Development

Michelle Kliethermes

MKliethermes@senate.mo.gov

Support Staff

Revised: August 2005

Section I

FISCAL YEAR 2006 STATEWIDE BUDGET INFORMATION

FY 2006 OPERATING BUDGET SUMMARY

9/14/2005

House Bill	FY 2004 Prior Year Expenditures	FY 2005 Current Year Appropriations	Governor's Amended Recommendation	House Recommendation	Senate Recommendation
1 Public Debt					
General Revenue	\$ 68,827,494	\$ 103,045,815	\$ 104,855,732	\$ 104,855,732	\$ 97,784,797
Federal Funds	0	0	0	0	0
Other Funds	987,647	996,472	1,002,235	1,002,235	8,073,170
Total	\$ 69,815,141	\$ 104,042,287	\$ 105,857,967	\$ 105,857,967	\$ 105,857,967
2 Elementary and Secondary Education					
General Revenue	\$ 2,447,249,919	\$ 2,562,386,690	\$ 2,581,658,821	\$ 2,560,707,926	\$ 2,551,645,921
Federal Funds	786,607,097	995,086,690	947,095,778	946,856,485	948,234,645
Other Funds	1,163,312,699	1,209,356,093	1,327,485,337	1,335,789,504	1,336,789,504
Total	\$ 4,397,169,715	\$ 4,766,829,473	\$ 4,856,239,936	\$ 4,843,353,915	\$ 4,836,670,070
3 Higher Education					
General Revenue	\$ 815,064,751	\$ 862,342,574	\$ 857,179,450	\$ 860,089,387	\$ 811,795,416
Federal Funds	2,570,995	6,247,637	6,250,409	6,247,637	6,247,638
Other Funds	135,883,629	180,529,321	183,830,833	183,805,883	183,805,883
Total	\$ 953,519,375	\$ 1,049,119,532	\$ 1,047,260,692	\$ 1,050,142,907	\$ 1,001,848,937
4 Revenue					
General Revenue	\$ 69,387,674	\$ 90,400,447	\$ 118,573,293	\$ 95,598,626	\$ 91,562,662
Federal Funds	5,771,302	9,001,789	7,647,174	7,644,994	7,644,994
Other Funds	378,884,088	359,440,252	331,401,157	336,276,611	324,789,987
Total	\$ 454,043,064	\$ 458,842,488	\$ 457,621,624	\$ 439,520,231	\$ 423,997,643
4 Transportation					
General Revenue	\$ 11,304,721	\$ 12,162,168	\$ 10,691,923	\$ 11,689,615	\$ 11,139,115
Federal Funds	43,116,626	53,276,877	57,439,612	57,431,590	57,431,590
Other Funds	1,772,888,104	1,578,332,143	1,659,260,443	1,656,809,297	1,656,859,297
Total	\$ 1,827,309,451	\$ 1,643,771,188	\$ 1,727,391,978	\$ 1,725,930,502	\$ 1,725,430,002
5 Office of Administration					
General Revenue	\$ 151,352,958	\$ 153,139,380	\$ 155,964,594	\$ 145,932,640	\$ 150,917,264
Federal Funds	4,143,217	9,568,718	16,121,900	16,116,423	16,116,423
Other Funds	32,020,099	9,734,796	9,319,234	9,307,399	9,157,399
Total	\$ 187,516,274	\$ 172,442,894	\$ 181,405,728	\$ 171,356,462	\$ 176,191,086
5 Employee Benefits					
General Revenue	\$ 424,157,043	\$ 445,183,121	\$ 487,684,710	\$ 467,559,216	\$ 475,323,434
Federal Funds	106,402,406	139,645,514	148,074,289	147,578,286	147,578,286
Other Funds	106,819,856	136,843,417	141,979,820	142,016,079	141,568,823
Total	\$ 637,379,305	\$ 721,672,052	\$ 777,738,819	\$ 757,153,581	\$ 764,470,543
6 Agriculture					
General Revenue	\$ 12,968,647	\$ 15,248,217	\$ 20,875,352	\$ 19,275,224	\$ 15,006,732
Federal Funds	2,107,012	5,490,357	5,532,236	5,563,180	5,443,995
Other Funds	10,619,032	15,354,316	14,643,464	14,673,262	15,695,405
Total	\$ 25,694,691	\$ 36,092,890	\$ 41,051,052	\$ 39,511,666	\$ 36,146,132

FY 2006 OPERATING BUDGET SUMMARY

9/14/2005

House Bill	FY 2004 Prior Year Expenditures	FY 2005 Current Year Appropriations	Governor's Amended Recommendation	House Recommendation	Senate Recommendation
6	<u>Natural Resources</u>				
General Revenue	\$ 8,595,916	\$ 8,521,062	\$ 8,714,391	\$ 7,141,165	\$ 6,541,165
Federal Funds	31,827,742	45,192,505	44,588,267	44,617,355	44,618,355
Other Funds	155,985,145	275,220,522	275,271,171	275,700,354	275,700,354
Total	\$ 196,408,803	\$ 328,934,089	\$ 328,573,829	\$ 327,458,874	\$ 326,859,874
6	<u>Conservation</u>				
General Revenue	\$ 0	\$ 0	\$ 0	\$ 0	\$ 0
Federal Funds	0	0	0	0	0
Other Funds	121,157,301	133,931,123	137,899,679	137,196,601	137,196,601
Total	\$ 121,157,301	\$ 133,931,123	\$ 137,899,679	\$ 137,196,601	\$ 137,196,601
7	<u>Economic Development</u>				
General Revenue	\$ 37,004,001	\$ 44,195,819	\$ 48,334,391	\$ 44,960,855	\$ 39,596,717
Federal Funds	128,514,544	163,389,259	163,506,782	163,261,784	163,032,156
Other Funds	48,125,571	69,227,236	74,724,671	74,612,613	68,435,407
Total	\$ 213,644,116	\$ 276,812,314	\$ 286,565,844	\$ 282,835,252	\$ 271,064,280
7	<u>Insurance</u>				
General Revenue	\$ 0	\$ 0	\$ 0	\$ 0	\$ 0
Federal Funds	272,210	450,000	450,000	450,000	600,000
Other Funds	11,984,680	13,884,932	14,036,435	13,848,508	13,848,508
Total	\$ 12,256,890	\$ 14,334,932	\$ 14,486,435	\$ 14,298,508	\$ 14,448,508
7	<u>Labor and Industrial Relations</u>				
General Revenue	\$ 2,958,825	\$ 2,661,426	\$ 2,999,906	\$ 2,653,917	\$ 2,801,719
Federal Funds	42,273,080	62,564,793	60,731,167	60,408,140	60,408,140
Other Funds	83,821,878	92,970,038	102,536,838	102,476,778	102,476,778
Total	\$ 129,053,783	\$ 158,196,257	\$ 166,267,911	\$ 165,538,835	\$ 165,686,637
8	<u>Public Safety</u>				
General Revenue	\$ 42,252,445	\$ 45,507,763	\$ 62,232,660	\$ 60,038,308	\$ 59,636,745
Federal Funds	98,628,735	87,377,775	72,632,220	73,980,467	73,980,467
Other Funds	197,435,108	245,269,735	250,383,433	248,905,797	258,261,053
Total	\$ 338,316,288	\$ 378,155,273	\$ 385,248,313	\$ 382,924,572	\$ 391,878,265
9	<u>Corrections</u>				
General Revenue	\$ 492,485,349	\$ 523,395,862	\$ 538,378,620	\$ 510,966,041	\$ 516,768,254
Federal Funds	4,784,942	7,813,835	8,162,175	8,139,981	8,139,981
Other Funds	30,671,383	42,772,722	41,740,109	44,280,622	42,840,685
Total	\$ 527,941,674	\$ 573,982,419	\$ 588,280,904	\$ 563,386,644	\$ 567,748,920
10	<u>Mental Health</u>				
General Revenue	\$ 502,633,401	\$ 521,575,544	\$ 489,603,006	\$ 504,028,777	\$ 510,503,227
Federal Funds	323,198,393	415,464,229	410,745,281	418,188,662	413,806,110
Other Funds	31,975,608	36,038,216	35,483,123	35,468,138	35,837,786
Total	\$ 857,807,402	\$ 973,077,989	\$ 935,831,410	\$ 957,685,577	\$ 960,147,123

FY 2006 OPERATING BUDGET SUMMARY

9/14/2005

House Bill	FY 2004 Prior Year Expenditures	FY 2005 Current Year Appropriations	Governor's Amended Recommendation	House Recommendation	Senate Recommendation	
10	<u>Health</u>					
	General Revenue	\$ 72,120,587	\$ 81,195,589	\$ 213,446,814	\$ 223,245,912	\$ 207,178,874
	Federal Funds	276,725,979	328,293,614	576,244,118	571,049,758	552,226,725
	Other Funds	35,195,584	51,869,965	55,743,969	55,698,198	51,777,756
	Total	\$ 384,042,150	\$ 461,359,168	\$ 845,434,901	\$ 849,993,868	\$ 811,183,355
11	<u>Social Services</u>					
	General Revenue	\$ 1,205,302,334	\$ 1,386,592,216	\$ 1,313,348,662	\$ 1,263,993,308	\$ 1,274,822,298
	Federal Funds	3,097,921,023	3,456,087,243	3,277,707,305	3,285,978,916	3,400,663,573
	Other Funds	1,357,804,848	1,383,005,842	1,270,939,883	1,305,233,975	1,362,048,236
	Total	\$ 5,661,028,205	\$ 6,225,685,301	\$ 5,861,995,850	\$ 5,855,206,199	\$ 6,037,534,107
12	<u>Elected Officials</u>					
	General Revenue	\$ 40,522,104	\$ 42,966,148	\$ 43,730,676	\$ 45,472,777	\$ 38,573,420
	Federal Funds	5,381,990	36,306,937	74,914,507	75,404,353	75,297,792
	Other Funds	30,216,809	42,502,451	42,475,162	44,127,316	44,248,716
	Total	\$ 76,120,903	\$ 121,775,536	\$ 161,120,345	\$ 165,004,446	\$ 158,119,928
12	<u>Judiciary</u>					
	General Revenue	\$ 136,982,040	\$ 140,830,307	\$ 141,739,476	\$ 143,405,934	\$ 140,280,764
	Federal Funds	6,186,858	17,082,777	12,918,360	12,881,488	12,881,488
	Other Funds	5,740,709	9,206,966	9,230,068	9,212,166	9,212,166
	Total	\$ 148,909,607	\$ 167,120,050	\$ 163,887,904	\$ 165,499,588	\$ 162,374,418
12	<u>Public Defender</u>					
	General Revenue	\$ 27,818,869	\$ 28,463,282	\$ 28,693,128	\$ 28,213,282	\$ 28,463,282
	Federal Funds	0	125,000	125,000	125,000	125,000
	Other Funds	1,141,187	1,218,134	1,968,743	1,968,134	1,968,134
	Total	\$ 28,960,056	\$ 29,806,416	\$ 30,786,871	\$ 30,306,416	\$ 30,556,416
12	<u>General Assembly</u>					
	General Revenue	\$ 29,444,024	\$ 31,352,538	\$ 31,533,926	\$ 31,211,685	\$ 31,008,402
	Federal Funds	0	0	0	0	0
	Other Funds	86,281	192,691	192,910	192,691	192,691
	Total	\$ 29,530,305	\$ 31,545,229	\$ 31,726,836	\$ 31,404,376	\$ 31,201,093
13	<u>Statewide Leasing</u>					
	General Revenue	\$ 25,084,261	\$ 27,429,258	\$ 23,710,144	\$ 23,709,741	\$ 23,865,502
	Federal Funds	13,043,365	17,068,557	13,828,112	13,607,865	13,607,866
	Other Funds	5,268,817	5,915,522	5,058,818	4,997,724	4,997,725
	Total	\$ 43,396,443	\$ 50,413,337	\$ 42,597,074	\$ 42,315,330	\$ 42,471,093
	<u>Total Operating Budget</u>					
	General Revenue	\$ 6,623,517,363	\$ 7,128,595,226	\$ 7,283,949,675	\$ 7,154,750,068	\$ 7,085,215,710
	Federal Funds	4,979,477,516	5,855,534,106	5,904,714,692	5,915,532,364	6,008,085,224
	Other Funds	5,718,026,063	5,893,812,905	5,986,607,535	6,033,599,885	6,085,782,064
	Total	\$ 17,321,020,942	\$ 18,877,942,237	\$ 19,175,271,902	\$ 19,103,882,317	\$ 19,179,082,998

FY 2006 OPERATING BUDGET SUMMARY

9/14/2005

House Bill	FY 2004 Prior Year Expenditures	FY 2005 Current Year Appropriations	Governor's Amended Recommendation	House Recommendation	Senate Recommendation
Refunds					
General Revenue	\$ 1,075,228,814	\$ 1,286,759,857	\$ 1,179,376,271	\$ 1,179,376,271	\$ 1,179,376,271
Federal Funds	2,619,566	1,934,307	1,934,347	1,934,347	1,934,347
Other Funds	39,852,775	41,243,693	41,149,932	41,149,932	41,149,932
Total	\$ 1,117,701,155	\$ 1,329,937,857	\$ 1,222,460,550	\$ 1,222,460,550	\$ 1,222,460,550

FY 2006 FTE SUMMARY

9/14/2005

House Bill	FY 2004 Prior Year Expenditures	FY 2005 Current Year Appropriations	Governor's Amended Recommendation	House Recommendation	Senate Recommendation	f
1	<u>Public Debt</u>					
	General Revenue	0.00	0.00	0.00	0.00	0.00
	Federal Funds	0.00	0.00	0.00	0.00	0.00
	Other Funds	0.00	0.00	0.00	0.00	0.00
	Total	0.00	0.00	0.00	0.00	
2	<u>Elementary and Secondary Education</u>					
	General Revenue	1,004.99	1,028.39	1,008.03	1,003.15	998.55
	Federal Funds	836.28	928.46	920.96	905.96	846.56
	Other Funds	13.12	11.30	4.00	4.00	4.00
	Total	1,854.39	1,968.15	1,932.99	1,913.11	1,849.11
3	<u>Higher Education</u>					
	General Revenue	20.20	21.90	15.82	15.82	15.82
	Federal Funds	5.84	6.50	6.50	6.50	12.58
	Other Funds	47.90	61.33	61.33	61.33	61.33
	Total	73.94	89.73	83.65	83.65	89.73
4	<u>Revenue</u>					
	General Revenue	933.58	934.76	934.76	1,325.96	1,282.29
	Federal Funds	3.77	6.74	6.74	6.74	6.74
	Other Funds	1,134.02	1,166.20	949.70	467.41	494.17
	Total	2,071.37	2,107.70	1,891.20	1,800.11	1,783.20
4	<u>Transportation</u>					
	General Revenue	6.19	6.43	6.43	6.43	6.43
	Federal Funds	24.31	18.59	17.59	17.59	17.59
	Other Funds	6,903.45	6,663.23	6,966.18	6,966.18	6,966.18
	Total	6,933.95	6,688.25	6,990.20	6,990.20	6,990.20
5	<u>Office of Administration</u>					
	General Revenue	376.96	383.15	382.15	346.65	351.15
	Federal Funds	0.62	11.32	10.32	10.32	10.32
	Other Funds	495.74	540.00	537.03	455.03	469.03
	Total	873.32	934.47	929.50	812.00	830.50
6	<u>Agriculture</u>					
	General Revenue	220.81	224.64	223.64	192.49	197.99
	Federal Funds	21.73	33.26	39.26	40.26	37.26
	Other Funds	140.92	186.95	189.25	191.85	190.30
	Total	383.46	444.85	452.15	424.60	425.55
6	<u>Natural Resources</u>					
	General Revenue	193.29	179.89	168.16	139.06	139.06
	Federal Funds	353.20	382.93	380.99	385.51	385.51
	Other Funds	1,348.62	1,424.30	1,406.57	1,421.31	1,421.31
	Total	1,895.11	1,987.12	1,955.72	1,945.88	1,945.88

FY 2006 FTE SUMMARY

9/14/2005

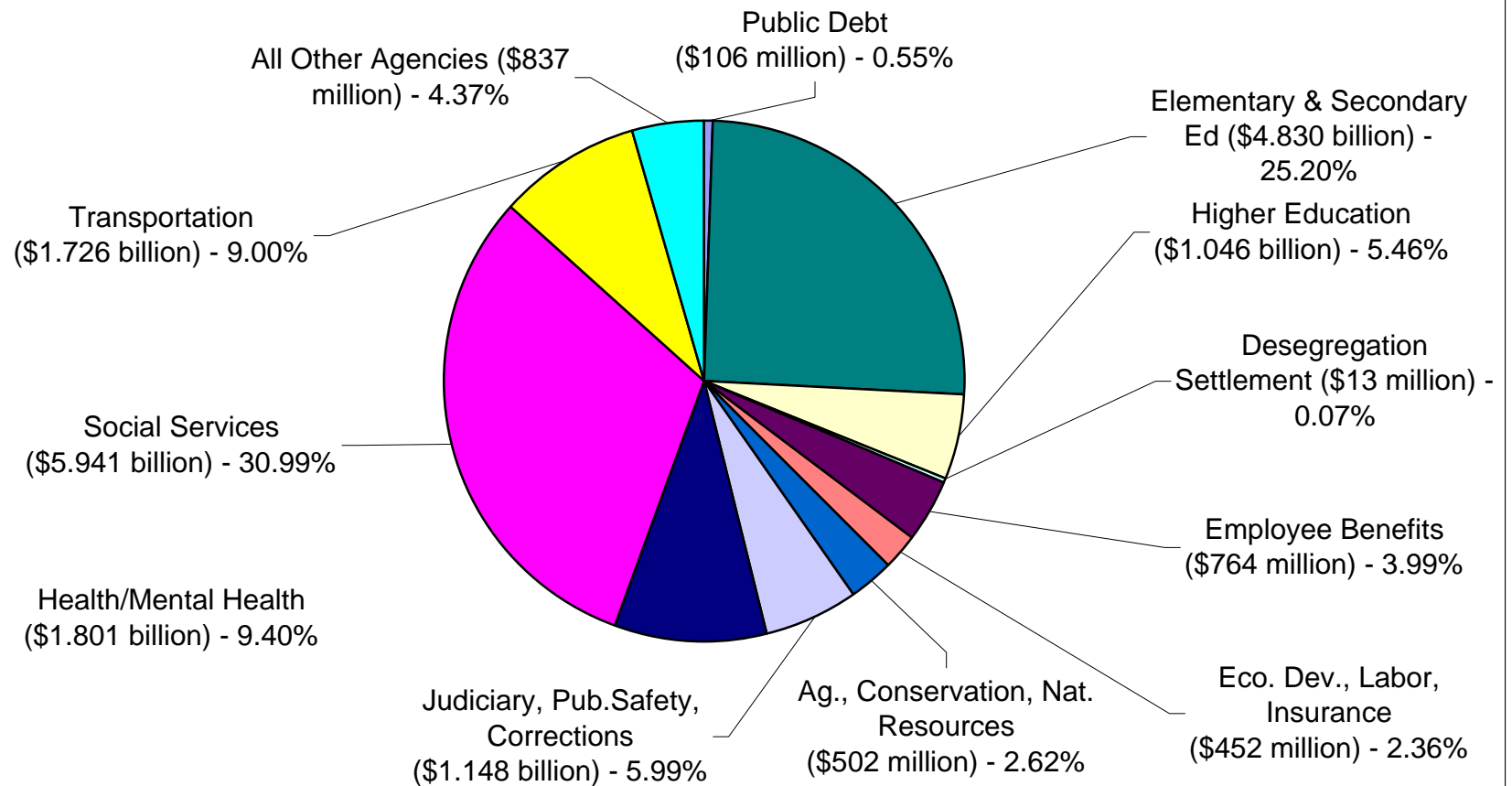
House Bill	FY 2004 Prior Year Expenditures	FY 2005 Current Year Appropriations	Governor's Amended Recommendation	House Recommendation	Senate Recommendation	f
6	Conservation					
	General Revenue	0.00	0.00	0.00	0.00	
	Federal Funds	0.00	0.00	0.00	0.00	
	Other Funds	1,784.32	1,871.61	1,871.61	1,871.61	
	Total	1,784.32	1,871.61	1,871.61	1,871.61	
7	Economic Development					
	General Revenue	95.76	114.86	113.86	109.86	99.74
	Federal Funds	555.61	696.30	692.30	692.30	692.30
	Other Funds	625.36	655.50	659.50	646.50	646.50
	Total	1,276.73	1,466.66	1,465.66	1,448.66	1,438.54
7	Insurance					
	General Revenue	0.00	0.00	0.00	0.00	0.00
	Federal Funds	0.00	0.00	0.00	0.00	0.00
	Other Funds	207.82	218.50	218.50	217.50	217.50
	Total	207.82	218.50	218.50	217.50	217.50
7	Labor and Industrial Relations					
	General Revenue	58.34	46.34	46.01	46.01	43.01
	Federal Funds	794.24	929.96	931.10	931.10	931.10
	Other Funds	187.60	208.11	207.30	207.30	207.30
	Total	1,040.18	1,184.41	1,184.41	1,184.41	1,181.41
8	Public Safety					
	General Revenue	829.57	1,033.26	1,030.26	1,019.38	1,003.53
	Federal Funds	336.41	365.95	385.95	390.93	390.28
	Other Funds	3,442.49	3,466.15	3,473.15	3,473.55	3,477.55
	Total	4,608.47	4,865.36	4,889.36	4,883.86	4,871.36
9	Corrections					
	General Revenue	11,713.55	11,312.39	11,371.39	10,976.52	10,959.52
	Federal Funds	52.32	72.00	64.50	64.50	64.50
	Other Funds	288.56	322.00	288.00	322.00	288.00
	Total	12,054.43	11,706.39	11,723.89	11,363.02	11,312.02
10	Mental Health					
	General Revenue	9,137.79	8,627.01	7,704.35	8,336.27	8,448.58
	Federal Funds	615.19	707.95	658.15	712.08	672.37
	Other Funds	19.09	44.00	37.00	37.00	37.00
	Total	9,772.07	9,378.96	8,399.50	9,085.35	9,157.95
10	Health					
	General Revenue	804.75	827.25	857.25	801.10	770.00
	Federal Funds	1,074.42	1,208.51	1,205.84	1,205.84	1,202.34
	Other Funds	82.76	107.97	122.01	122.01	125.01
	Total	1,961.93	2,143.73	2,185.10	2,128.95	2,097.35

FY 2006 FTE SUMMARY

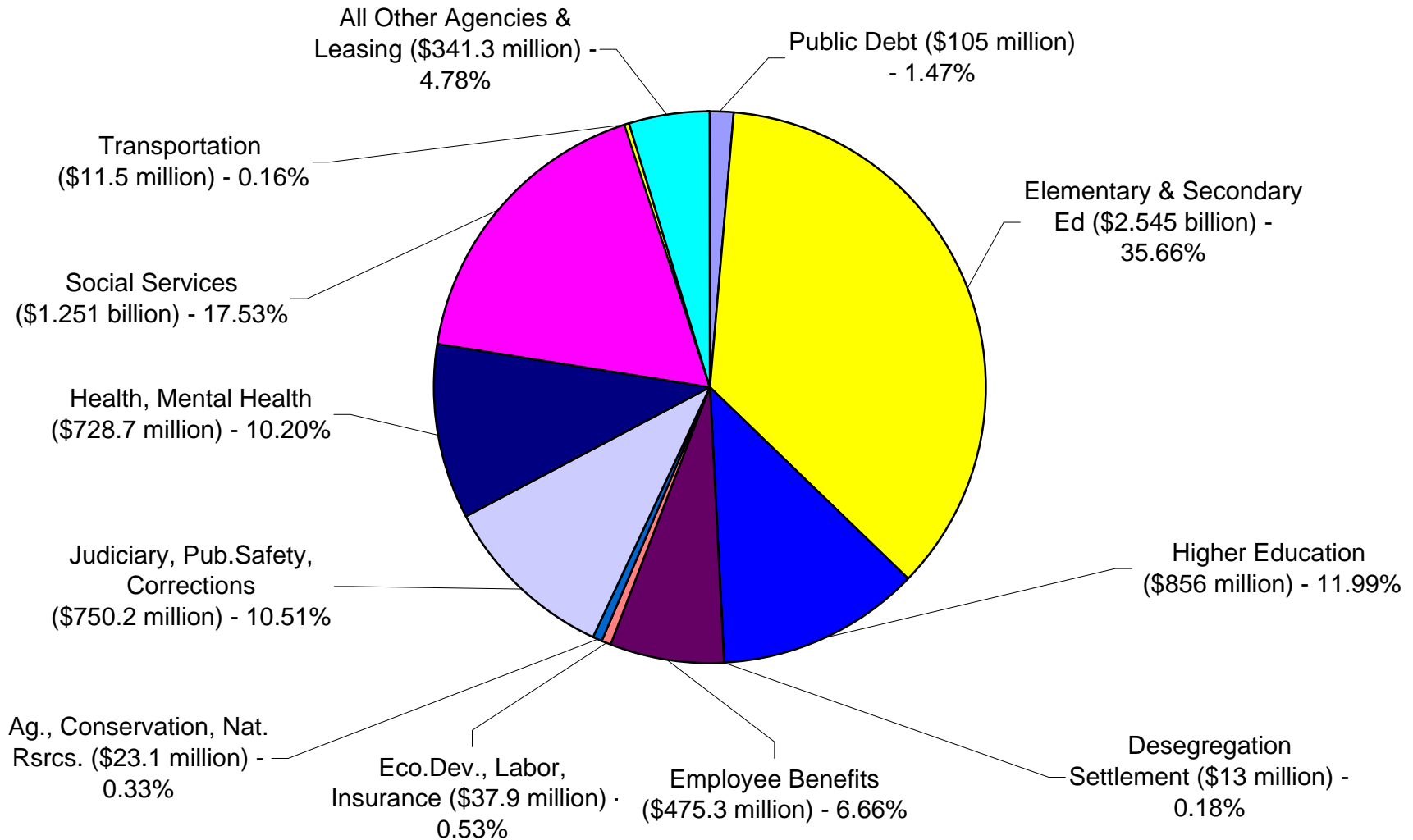
9/14/2005

House Bill	FY 2004 Prior Year Expenditures	FY 2005 Current Year Appropriations	Governor's Amended Recommendation	House Recommendation	Senate Recommendation	f
11 Social Services						
General Revenue	3,244.06	2,961.69	3,036.27	2,931.01	2,872.83	
Federal Funds	5,028.98	5,062.54	5,109.80	5,074.03	5,070.53	
Other Funds	413.57	564.97	580.75	580.75	580.75	
Total	8,686.61	8,589.20	8,726.82	8,585.79	8,524.11	
12 Elected Officials						
General Revenue	677.31	691.63	702.63	667.73	651.23	
Federal Funds	65.60	89.61	83.61	97.61	93.11	
Other Funds	149.50	176.78	168.78	204.68	206.68	
Total	892.41	958.02	955.02	970.02	951.02	
12 Judiciary						
General Revenue	3,182.07	3,207.72	3,210.30	3,211.30	3,206.30	
Federal Funds	62.72	98.25	101.25	101.25	101.25	
Other Funds	51.98	62.50	62.50	62.50	62.50	
Total	3,296.77	3,368.47	3,374.05	3,375.05	3,370.05	
12 Public Defender						
General Revenue	539.29	558.13	558.13	558.13	558.13	
Federal Funds	0.00	0.00	0.00	0.00	0.00	
Other Funds	1.77	2.00	2.00	2.00	2.00	
Total	541.06	560.13	560.13	560.13	560.13	
12 General Assembly						
General Revenue	701.50	721.84	721.84	719.84	717.84	
Federal Funds	0.00	0.00	0.00	0.00	0.00	
Other Funds	0.00	1.00	1.00	1.00	1.00	
Total	701.50	722.84	722.84	720.84	718.84	
Total HB 1 - HB 12						
General Revenue	33,740.01	32,881.28	32,091.28	32,406.71	32,322.00	
Federal Funds	9,831.24	10,618.87	10,614.86	10,642.52	10,534.34	
Other Funds	17,338.59	17,754.40	17,806.16	17,315.51	17,329.72	
Total	60,909.84	61,254.55	60,512.30	60,364.74	60,186.06	

FY 2006 After Veto Operating Budget All Funds: \$19.166 Billion

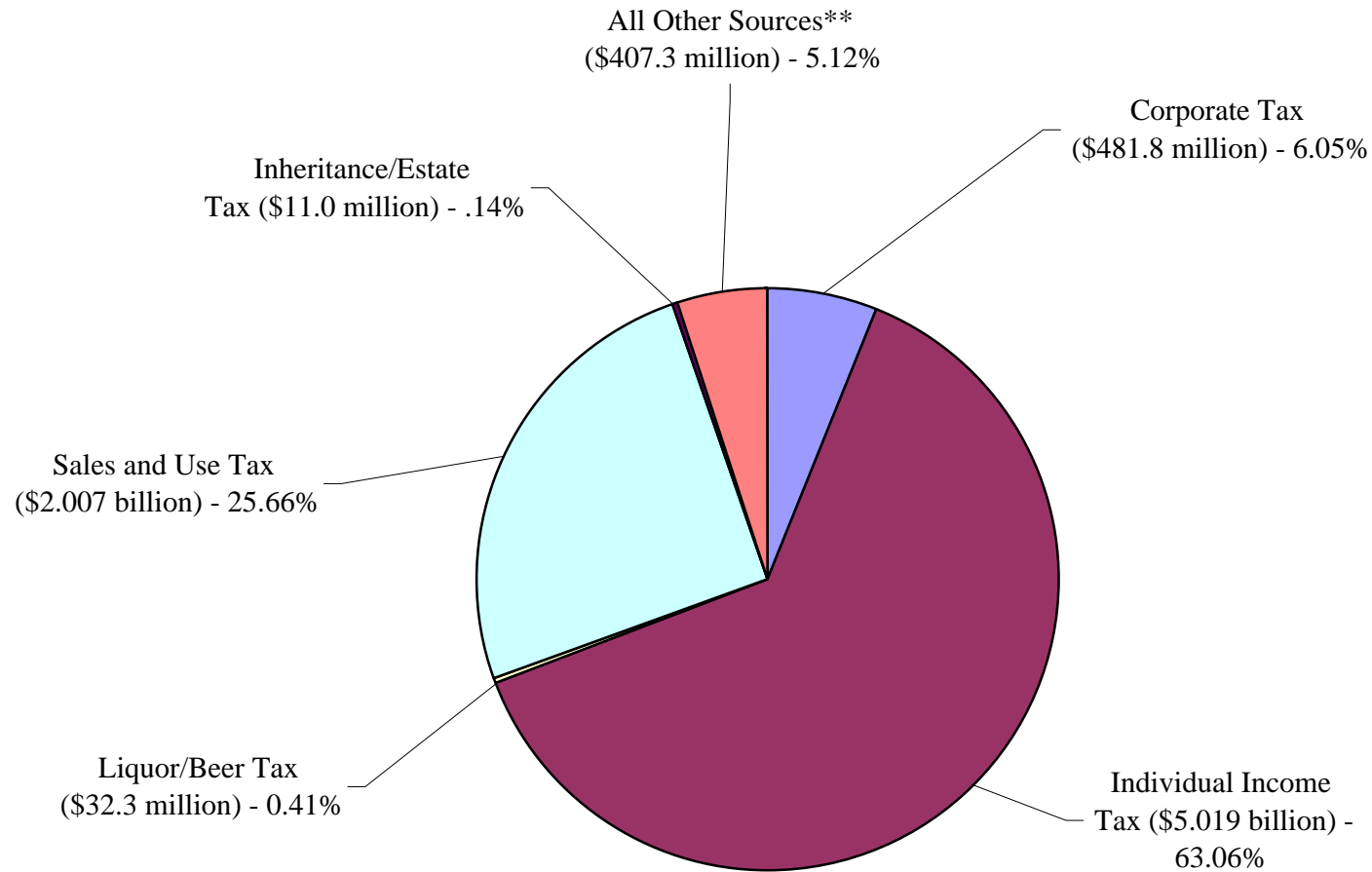


FY 2006 After Veto Operating Budget General Revenue: \$7.138 Billion



FY 2006 GR Estimate*

\$7.959 Billion

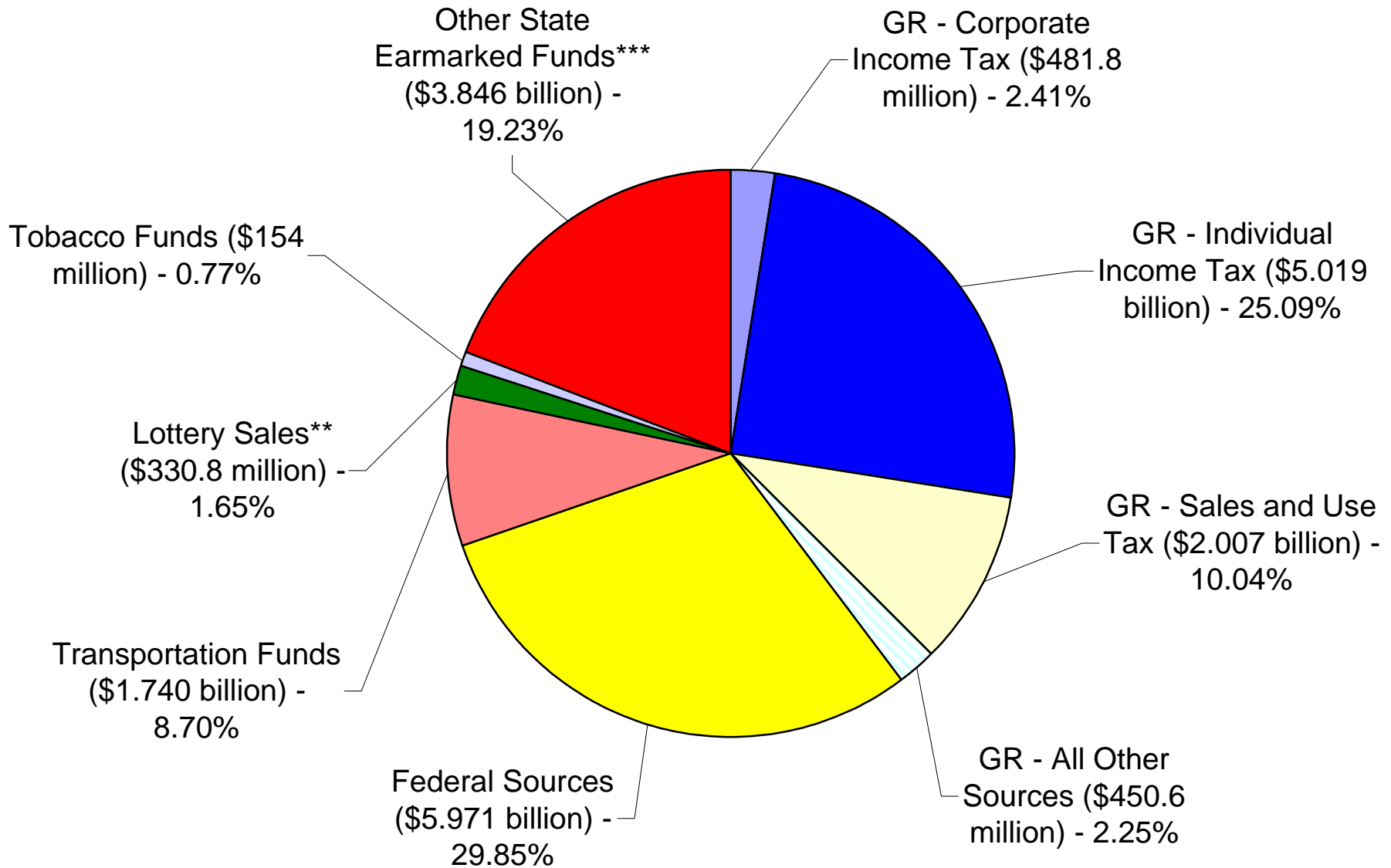


*Gross collections does not include refunds of \$1.174 billion

**All Other Sources: interest, county foreign insurance, federal reimbursements, etc..

FY 2006 All Revenues*

Estimate: \$20.00 Billion



*Gross collections does not include \$1.174 billion in GR refunds.

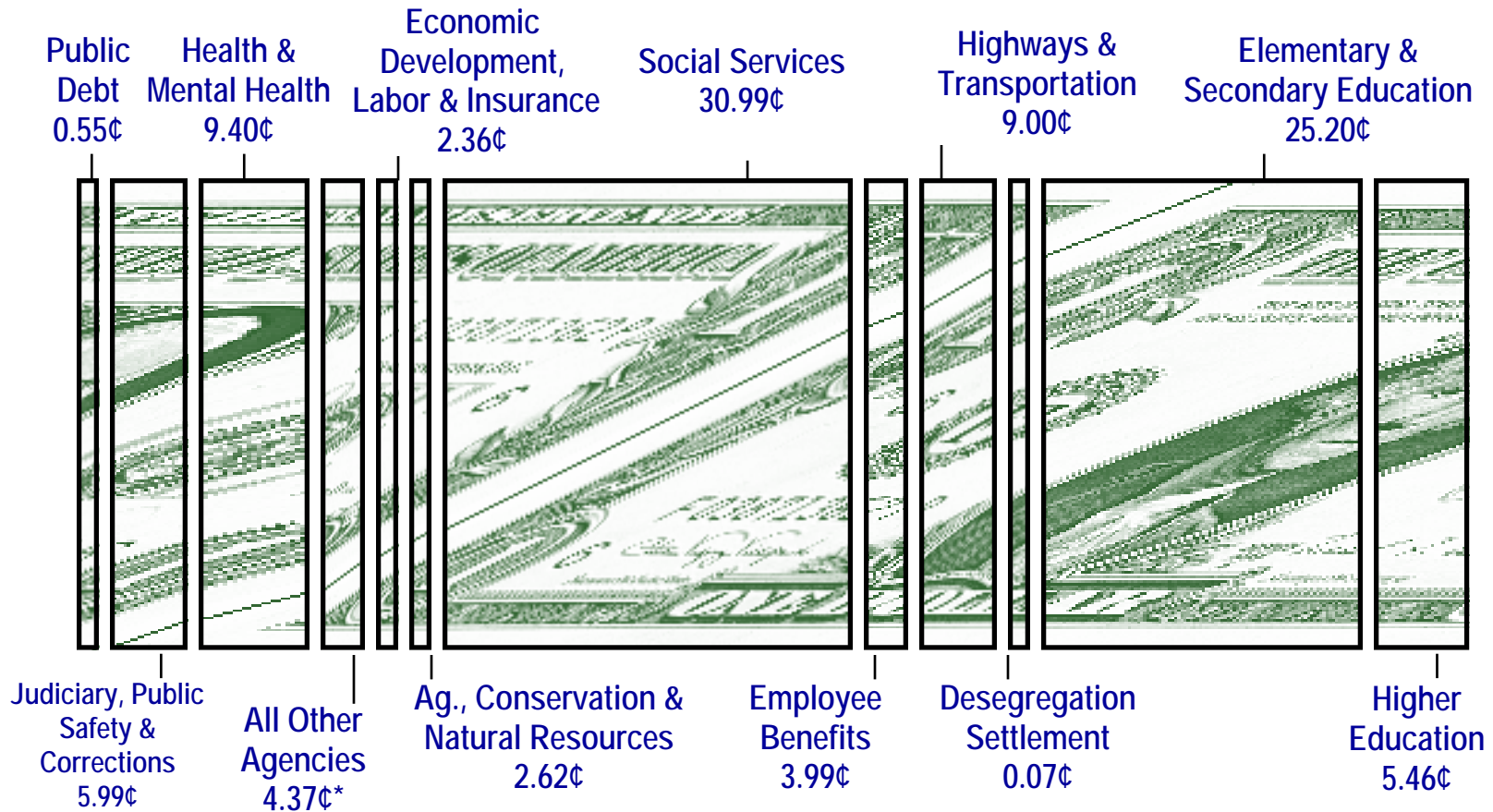
**Lottery Sales does not include lottery prizes (off budget).

***Other State Earmarked Funds: stormwater bonds, Conservation funds, Gaming funds, etc..

DISTRIBUTION OF EACH TAX DOLLAR

FY 2006 AFTER VETO MISSOURI OPERATING BUDGET

All Funds: \$19.166 Billion

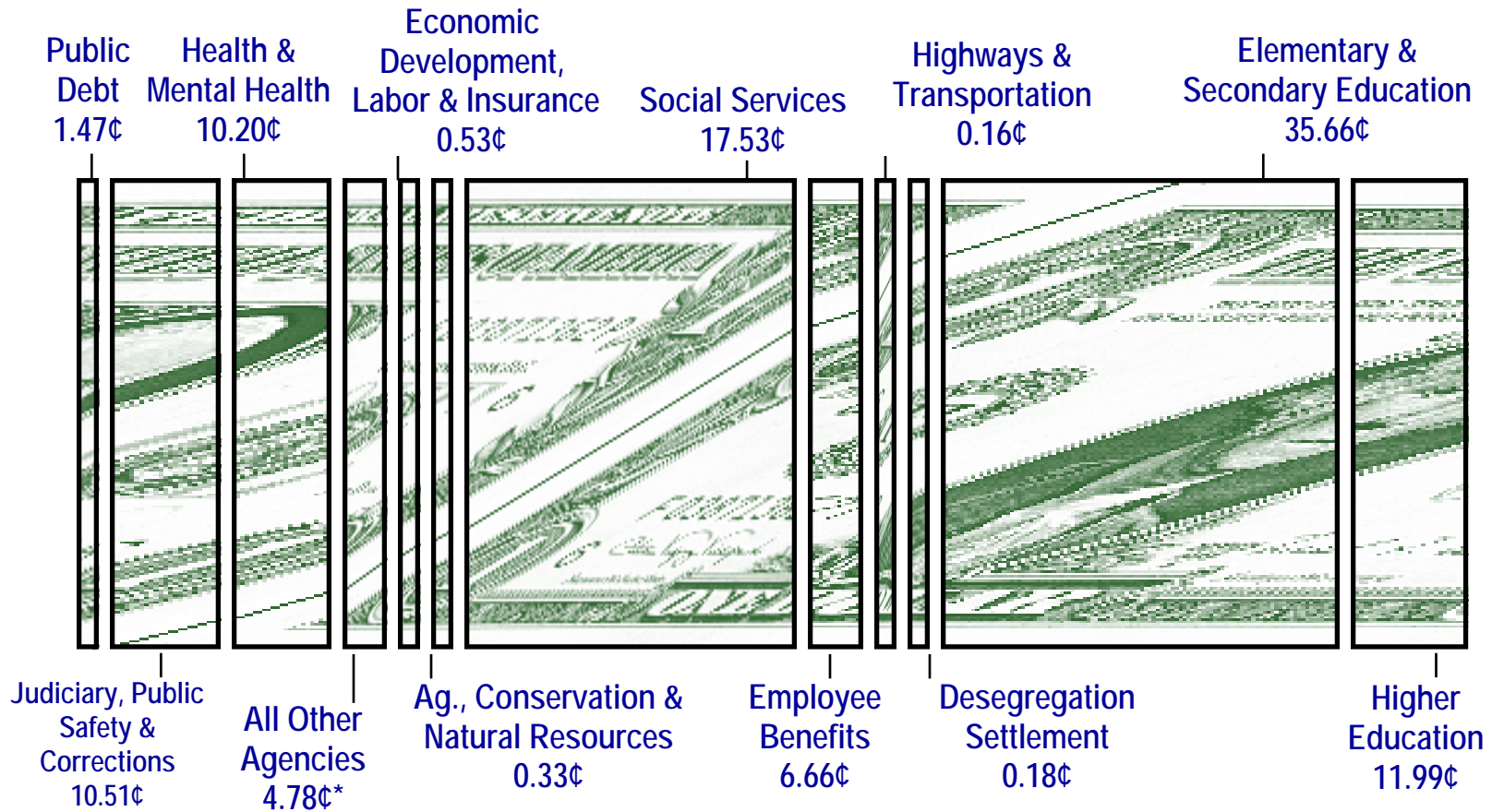


* Revenue, Office of Administration, Elected Officials, General Assembly, Leasing

DISTRIBUTION OF EACH GENERAL REVENUE TAX DOLLAR

FY 2006 AFTER VETO MISSOURI OPERATING APPROPRIATIONS

General Revenue: \$7.138 Billion



* Revenue, Office of Administration, Elected Officials, General Assembly, Leasing

SUMMARY OF GOVERNOR'S VETOES
FY 2006 OPERATING BUDGET,
STATEWIDE LEASING, CAPITAL IMPROVEMENTS, & REAPPROPRIATIONS

House	Bill	Department	Section	Amount Vetoed	FTE	Fund	Remarks
	3	Higher Education	3.170	\$758,000		GR	For the purpose of funding Agricultural Cooperative Extension & Research Programs at Lincoln University
	3	Higher Education	3.227	\$227,335		GR	For the purpose of funding Alzheimer's disease research
	3	Higher Education	3.235	\$459,970		GR	For the purpose of funding mental health treatment research
	6	Agriculture	6.035	\$44,955	.25	GR	For the purpose of funding sustainable agriculture demonstration projects.
	6	Agriculture	6.110	\$74,223		GR	For the purpose of funding replacement laboratory equipment within the Division of Plant Industries.
	6	Agriculture	6.150	\$6,000		GR	For the purpose of funding expense & equipment for the State Milk Board.
	7	Economic Development	7.005	\$11,446		GR	For the purpose of Minority Scholarships for Business.
	7	Economic Development	7.020	\$477,050		OTH	For the purpose of funding Innovations Centers.
	7	Economic Development	7.025	\$477,050		GR	For the purpose of funding the General Revenue transfer to the Missouri Technology Investment Fund.
	7	Economic Development	7.080	\$300,000		OTH	For the purpose of funding the Missouri Humanities Council.
	7	Economic Development	7.105	\$11,200		GR	For the purpose of funding the Missouri Women's Council.
	7	Economic Development	7.115	\$4,585,929	3.00	OTH	For the purpose of funding the Division of Tourism.
	7	Economic Development	7.125	\$4,585,929		GR	For the purpose of funding the General Revenue transfer to the Division of Tourism Supplemental Revenue Fund.
	7	Economic Development	7.175	\$101,785	3.00	GR	For the purpose of funding the Office of Public Counsel.
	7	Labor	7.820	\$154,611	4.00	GR	For the purpose of funding the Division of Labor Standards.

7	Labor	7.835	\$63,825		GR	For the purpose of funding the State Board of Mediation.
7	Labor	7.900	\$184,378	4.00	GR	For the purpose of funding the Missouri Commission on Human Rights.
8	Public Safety	8.095	\$86,767		OTH	For the purpose of funding the Missouri State Highway Patrol communications employees pay plan fringe benefits.
8	Public Safety	8.100	\$56,931		GR	For the purpose of funding the Missouri State Highway Patrol.
8	Public Safety	8.140	\$284,572		OTH	For the purpose of funding the Missouri State Highway Patrol communications employees pay plan.
8	Public Safety	8.195	\$62,400	1.00	GR	For the purpose of funding a Veteran's Ombudsman in the Missouri Veteran's Commission.
8	Public Safety	8.195	\$44,000	1.00	OTH	For the purpose of funding a cemetery project manager at Fort Leonard Wood in the Missouri Veteran's Commission.
8	Public Safety	8.290	\$77,465	2.00	GR	For the purpose of funding the State Emergency Management Agency.
10	Mental Health	10.015	\$97,235	1.00	GR	For the purpose of funding program operations in the Office of Director.
10	Mental Health	10.080	\$19,950	.02	GR	For the purpose of funding personal services in the Division of Alcohol and Drug Abuse treatment services.
10	Mental Health	10.100	\$281,658		GR	For the purpose of funding expense and equipment (training) in the Division of Comprehensive Psychiatric Services adult community treatment.
10	Mental Health	10.120	\$210,635		GR	For the purpose of funding expense and equipment (training) in the Division of Comprehensive Psychiatric Services youth community treatment.
10	Mental Health	10.150	\$190,984	6.75	GR	For the purpose of funding personal service at Northwest Missouri Psychiatric Rehabilitation Center.
10	Mental Health	10.155	\$323,992	6.00	GR	For the purpose of funding personal service at St. Louis Psychiatric Rehabilitation Center.
10	Mental Health	10.165	\$112,052	3.00	GR	For the purpose of funding personal service at Hawthorn Children's Psychiatric Hospital.
10	Mental Health	10.170	\$24,103	.80	GR	For the purpose of funding personal service at Cottonwood Residential Treatment Center.

10	Mental Health	10.185	\$294,662	13.00	GR	For the purpose of funding personal service at Southeast Missouri Mental Health Center.
10	Mental Health	10.205	\$45,384	1.00	GR	For the purpose of funding personal service within Division of Mental Retardation-Developmental Disabilities Administration.
10	Mental Health	10.225	\$14,500	.50	GR	For the purpose of funding personal service at the Albany Regional Center.
10	Mental Health	10.230	\$29,244	1.00	GR	For the purpose of funding personal service at the Central Missouri Regional Center.
10	Mental Health	10.240	\$9,512	.33	GR	For the purpose of funding personal service at the Joplin Regional Center.
10	Mental Health	10.245	\$14,500	.50	GR	For the purpose of funding personal service at the Kansas City Regional Center.
10	Mental Health	10.265	\$9,800	.34	GR	For the purpose of funding personal service at the Sikeston Regional Center.
10	Mental Health	10.270	\$9,512	.33	GR	For the purpose of funding personal service at the Springfield Regional Center.
10	Mental Health	10.275	\$29,244	1.00	GR	For the purpose of funding personal service at the St. Louis Regional Center.
10	Health & Senior Services	10.600	\$25,000		GR	For the purpose of funding the St. Louis Cord Blood Bank at Cardinal Glennon Children's Hospital.
10	Health & Senior Services	10.680	\$96,639		GR	For the purpose of funding expense and equipment in the Division of Community Health.
10	Health & Senior Services	10.685	\$250,000		GR	For the purpose of funding the Head Injury program.
10	Health & Senior Services	10.685	\$382,609		GR	For the purpose of funding Community Health Services programs.
10	Health & Senior Services	10.685	\$516,959		GR	For the purpose of funding Genetics programs.
10	Health & Senior Services	10.695	\$54,126		GR	For the purpose of funding the General Revenue match for the WIC Farmer's Market & Senior Farmer's Market programs.
10	Health & Senior Services	10.705	\$742,268	20.90	GR	For the purpose of funding personal service in the Division of Senior Services & Regulation.
11	Social Services	11.035	\$144,286		GR	For the purposes of funding payment of overtime.

11	Social Services	11.080	\$444,670	GR	For the purpose of funding personal service for income maintenance & field staff & operations.
11	Social Services	11.105	\$8,146	GR	For the purpose of funding personal service Community Partnerships.
11	Social Services	11.105	\$194,000	GR	For the purpose of funding Community Partnership grants and contracts.
11	Social Services	11.105	\$150,000	GR	For the purpose of funding an organization that operates a community & cyber learning center providing services to children & adults in neighborhood communities in St. Louis.
11	Social Services	11.105	\$300,000	GR	For the purpose of funding three additional mentoring programs (children in foster care, children of incarcerated parents, and disadvantaged youth).
11	Social Services	11.105	\$150,000	FED	For the purpose of funding three additional mentoring programs (children in foster care, children of incarcerated parents, and disadvantaged youth).
11	Social Services	11.220	\$171,315	GR	For the purpose of funding the Children's Division field staff and operations.
11	Social Services	11.220	\$84,055	FED	For the purpose of funding the Children's Division field staff and operations.
11	Social Services	11.435	\$2,335,052	FED	For the purpose of funding pharmaceutical payments under the Medicaid and the Missouri Rx Plan.
11	Social Services	11.455	\$500,000	GR	For the purpose of funding a rate increase for emergency room physicians.
11	Social Services	11.455	\$750,000	FED	For the purpose of funding a rate increase for emergency room physicians.
11	Social Services	11.470	\$250,000	GR	For the purpose of funding an expansion of the Program for All-Inclusive Care for the Elderly (PACE).
11	Social Services	11.475	\$500,000	GR	For the purpose of funding a rate increase for emergency air ambulance services.
11	Social Services	11.475	\$750,000	FED	For the purpose of funding a rate increase for emergency air ambulance services.
11	Social Services	11.480	\$5,526,185	GR	For the purpose of funding the payment to comprehensive prepaid health care plans or for payments to providers of health care services.

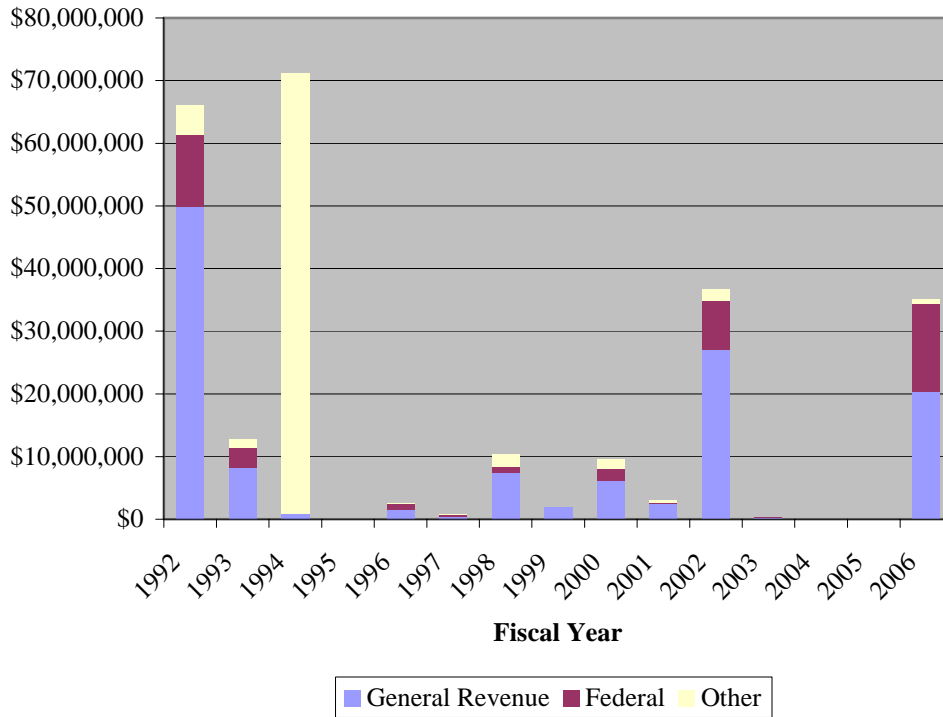
11	Social Services	11.480	\$9,222,234	FED	For the purpose of funding the payment to comprehensive prepaid health care plans or for payments to providers of health care services.
11	Social Services	11.485	\$552,814	GR	For the purpose of funding hospital care services in the Medicaid program.
11	Social Services	11.485	\$449,607	FED	For the purpose of funding hospital care services in the Medicaid program.
11	Social Services	11.505	\$1,741	GR	For the purpose of funding extended women's health services (managed care contract).
11	Social Services	11.505	\$2,809	FED	For the purpose of funding extended women's health services (managed care contract).
11	Social Services	11.510	\$286,259	GR	For the purpose of funding children's health insurance program (managed care contract).
11	Social Services	11.510	\$298,217	FED	For the purpose of funding children's health insurance program (managed care contract).
13	Leasing	13.137	\$155,760	GR	For the purpose of funding parking leases for the public defender.

TOTAL FY 2006 VETOES

General Revenue Fund	\$20,327,247
Federal Funds	14,041,974
Other State Funds	<u>715,339</u>
Total of FY 2006 Vetoes	\$35,084,560
(FTE)	(74.72)

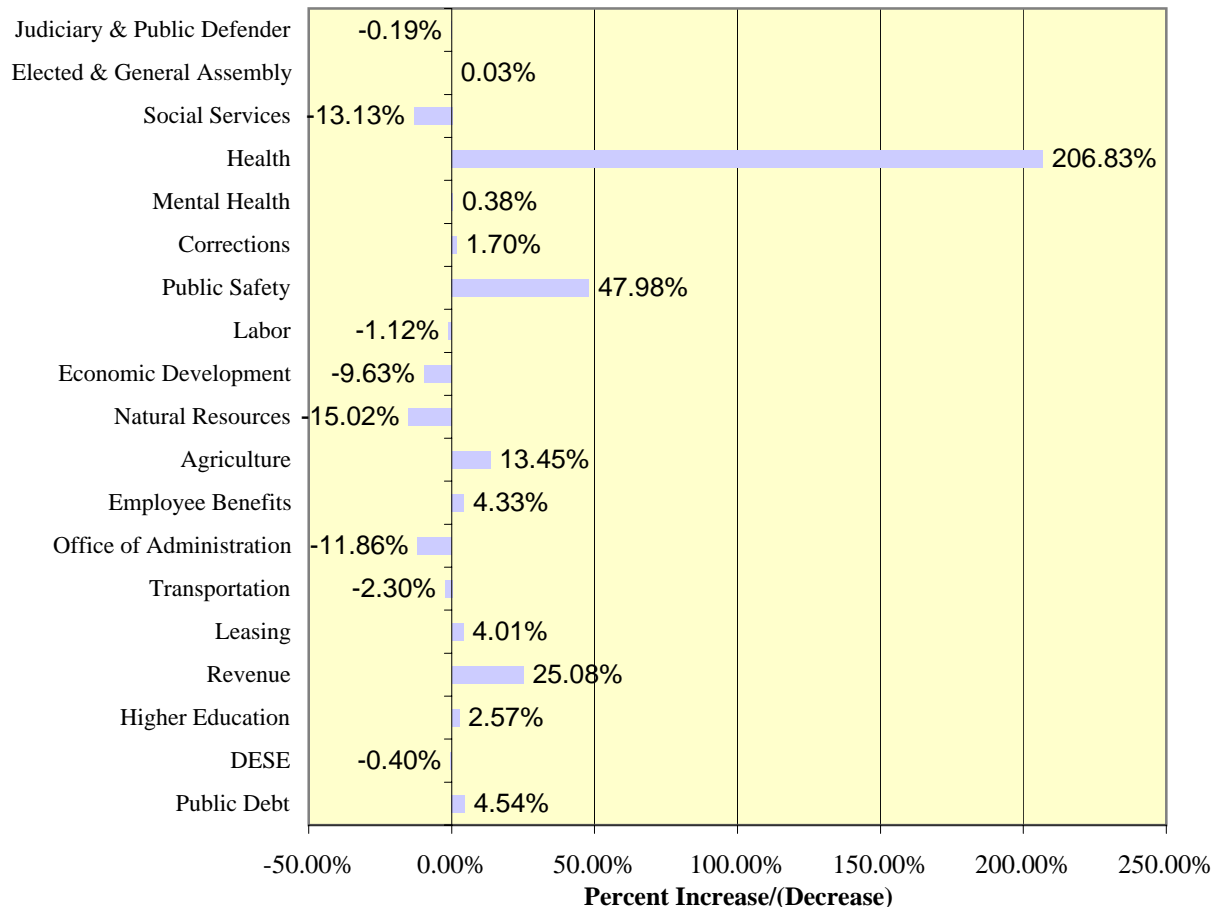
Governor Veto History

Fiscal Years 1992 - 2006



FY 2005 Actual vs. FY 2006 GR Appropriation

Department/Agency	FY 2005 Actual	FY 2006	Difference	% Change
Public Debt	\$ 100,301,314	\$ 104,855,732	\$ 4,554,418	4.54%
DESE	2,568,539,993	2,558,361,252	(10,178,741)	-0.40%
Higher Education	834,519,478	855,961,813	21,442,335	2.57%
Revenue	76,582,278	95,788,938	19,206,660	25.08%
Leasing	23,852,224	24,809,742	957,518	4.01%
Transportation	11,759,808	11,489,115	(270,693)	-2.30%
Office of Administration	166,602,191	146,838,265	(19,763,926)	-11.86%
Employee Benefits	455,603,218	475,323,434	19,720,216	4.33%
Agriculture	14,530,608	16,484,499	1,953,891	13.45%
Natural Resources	7,815,188	6,641,165	(1,174,023)	-15.02%
Economic Development	39,291,273	35,509,307	(3,781,966)	-9.63%
Labor	2,518,257	2,490,016	(28,241)	-1.12%
Public Safety	43,654,130	64,597,706	20,943,576	47.98%
Corrections	508,151,066	516,768,254	8,617,188	1.70%
Mental Health	512,762,733	514,691,270	1,928,537	0.38%
Health	69,755,302	214,031,019	144,275,717	206.83%
Social Services	1,440,510,824	1,251,364,386	(189,146,438)	-13.13%
Elected & General Assembly	73,872,737	73,891,221	18,484	0.03%
Judiciary & Public Defender	169,159,518	168,830,622	(328,896)	-0.19%
TOTALS	7,119,782,140	7,138,727,756	18,945,616	0.27%



Section II

FISCAL YEAR 2006 DEPARTMENTAL BUDGET INFORMATION

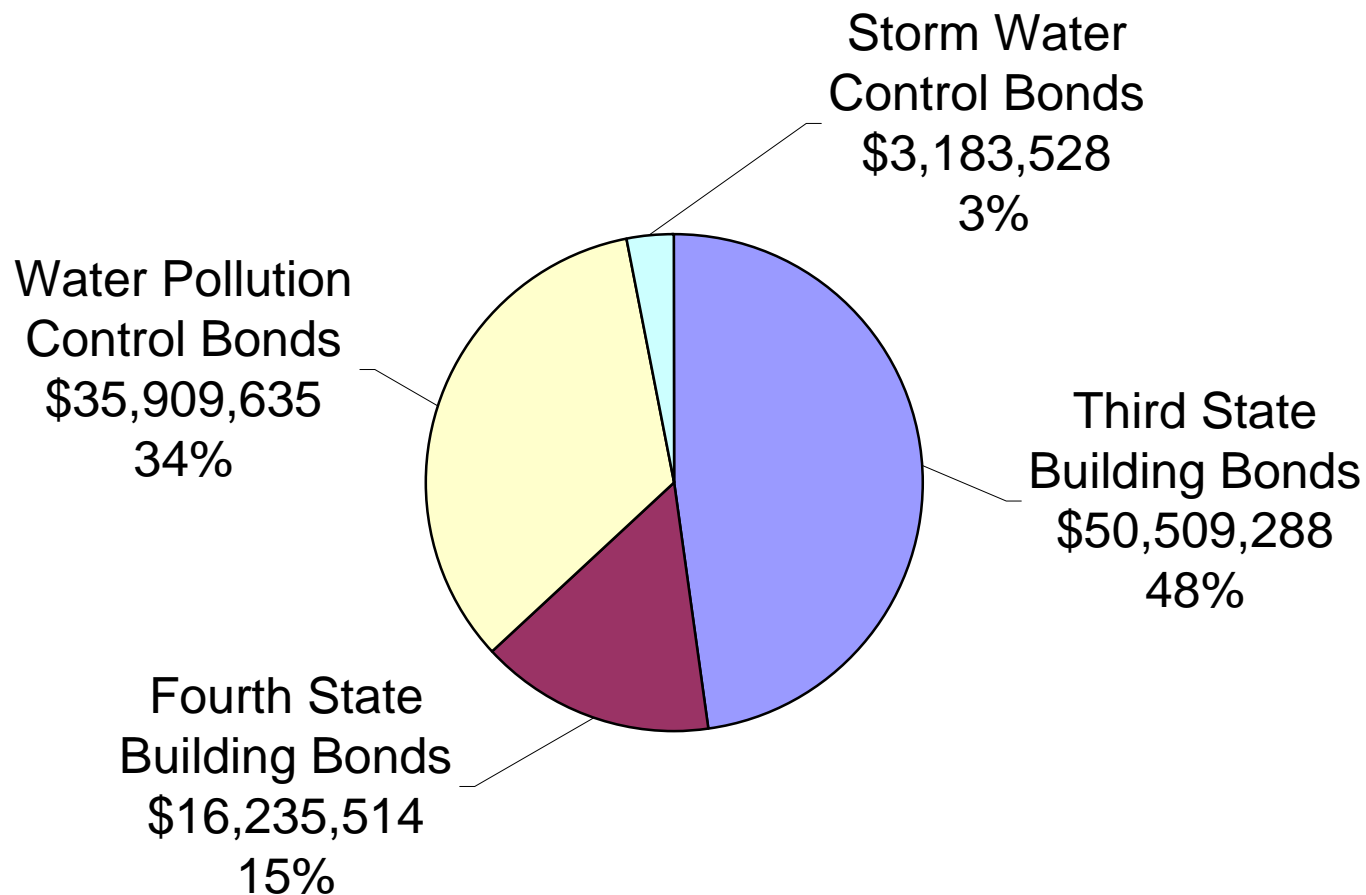
MAJOR OPERATING BUDGET CHANGES FOR FY 2006

HB 1 – PUBLIC DEBT

<u>Fund</u>	<u>FY 2005 Appropriation</u>	<u>FY 2006 After Veto</u>	<u>Percentage Change</u>
GR	\$103,045,815	\$104,855,732	1.8%
FED	0	0	0.0%
OTHER	<u>996,472</u>	<u>1,002,235</u>	<u>0.6%</u>
TOTAL	<u>\$104,042,287</u>	<u>\$105,857,967</u>	<u>1.7%</u>

- Water Pollution Control Bonds-protection of the environment through the control of water pollution
- Third State Building Bonds-provides funds for improvements of State buildings and property
- Fourth State Building Bonds-provides funds for improvements of buildings and property of higher education institutions, the Department of Corrections and the Division of Youth Services
- Stormwater Control Bonds-protection of the environment through the control of stormwaters

FY 2006 Public Debt
General Obligation Bond Principal & Interest Payment Distribution
\$105,837,965



MAJOR OPERATING BUDGET CHANGES FOR FY 2006

HB 2 – DEPT. OF ELEMENTARY AND SECONDARY EDUCATION

<u>Fund</u>	<u>FY 2005 Appropriation</u>	<u>FY 2006 After Veto</u>	<u>Percentage Change</u>
GR	\$2,562,386,690	\$2,558,361,252	(0.2%)
FED	995,086,690	948,302,067	(4.7%)
OTHER	<u>1,209,356,093</u>	<u>1,336,789,504</u>	<u>10.5%</u>
TOTAL	\$4,766,829,473	\$4,843,452,823	1.6 %
F.T.E.	1,968.15	1,893.46	(3.8%)

Major Changes

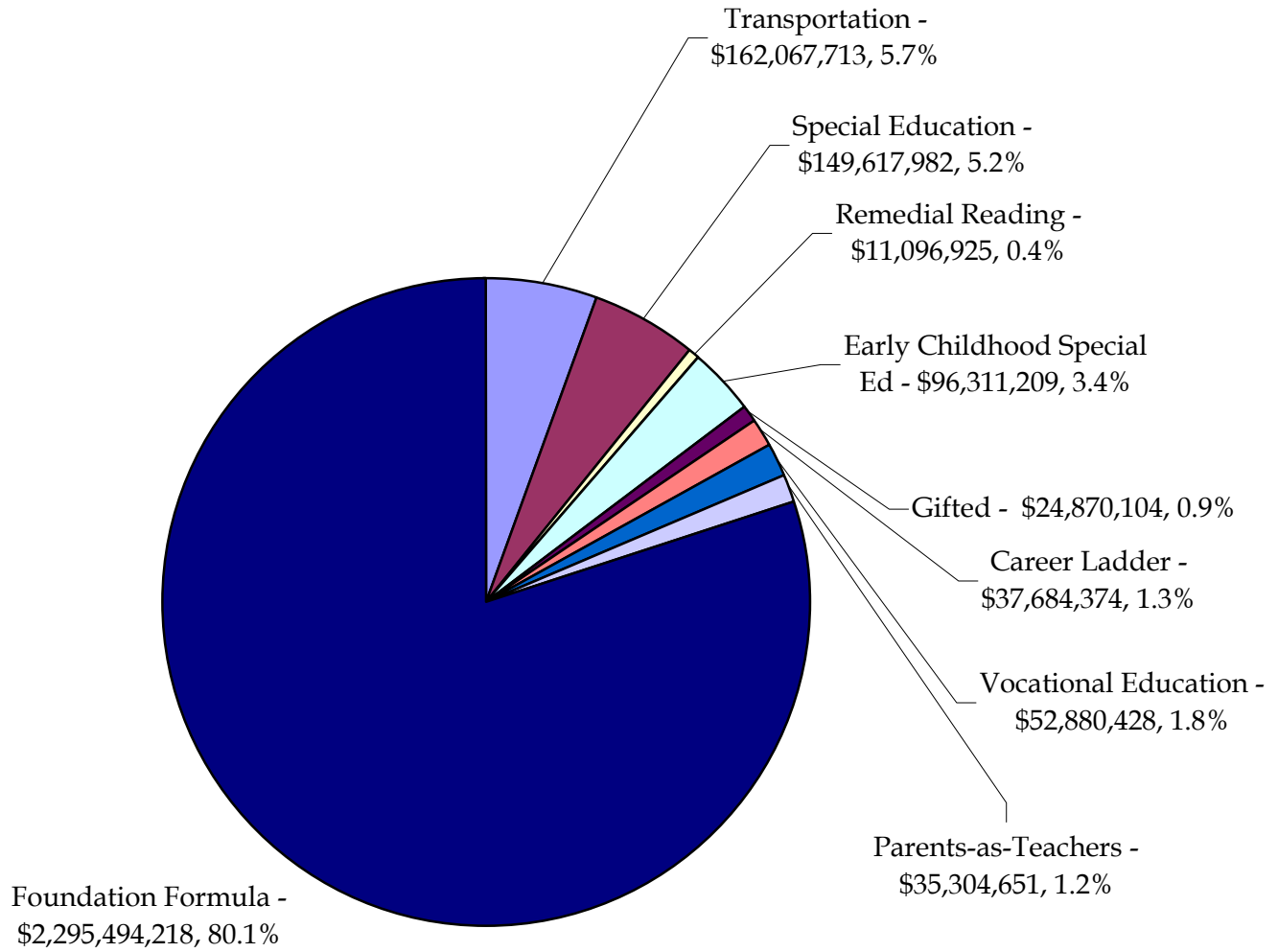
\$113,402,497	Provides for an increase to the Foundation Formula
(\$5,700,000)	Provides for an decrease to the Early Childhood Special Education categorical (lapse – still funded at 100%)
(\$1,000,000)	Provides for an decrease to the Career Ladder categorical (lapse – still funded at 100%)
\$1,000,000	Provides for an increase to the Parents as Teachers categorical
\$48,300,000	Provides an increase in School District Trust Fund distributions (Prop C)
\$12,922,781	Provides for an increase for the school food program (Federal funds)
(\$355,893)	Provides for elimination of funding for AP/Dual Credit subsidy
\$18,000,000	Provides for an increase for special education (Federal funds)
\$1,432,823	Provides for Workforce Investment (Federal funds)
(\$2,128,634)	Provides for ending of grant for Excess Costs for Severely Handicapped (Federal funds)
(\$618,460)	Provides for a decrease for Adult Education and Literacy
\$6,000,000	Provides for new funding for Severely Handicapped Contract Placement costs
\$29,745,762	Provides for an increase in Gaming Proceeds

DEPARTMENT OF ELEMENTARY AND SECONDARY EDUCATION HB 2 Continued

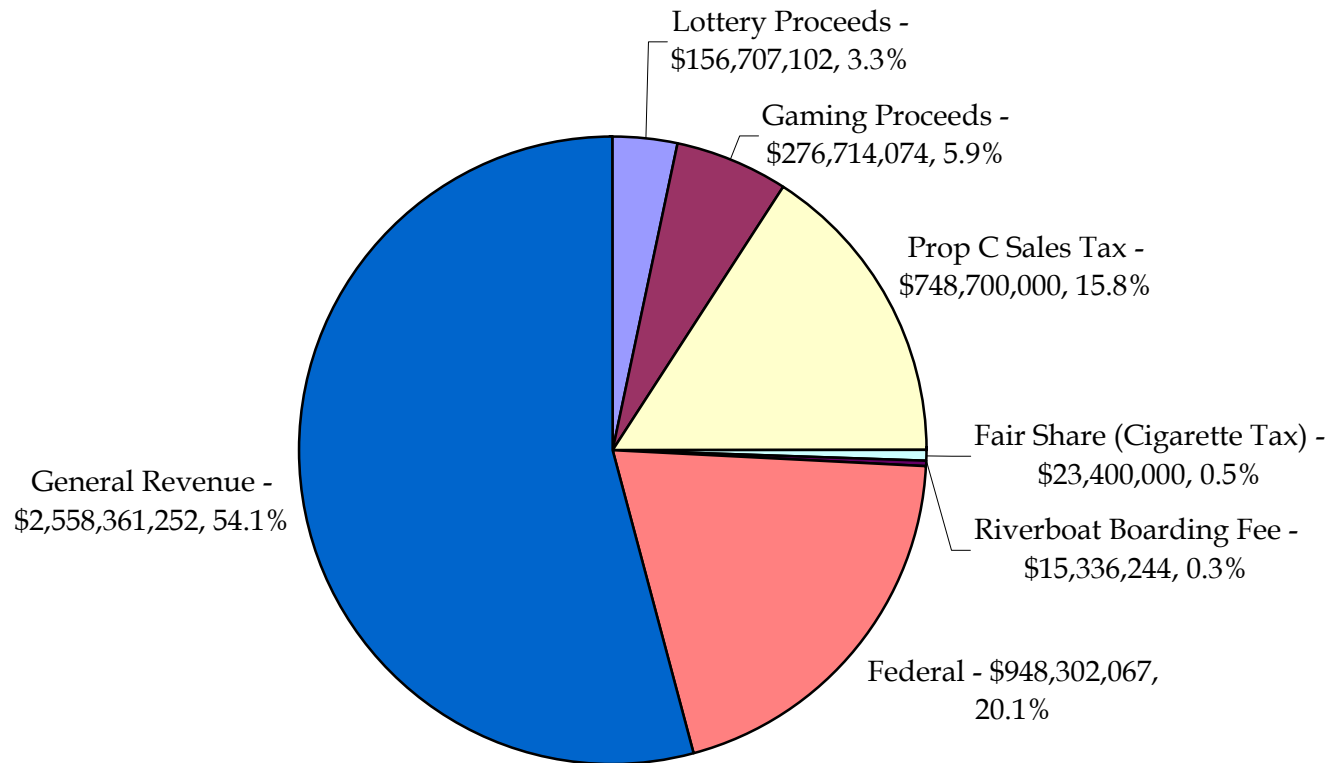
(\$33,299,954) Provides for transfer of Medicaid Fee-for-Service to Social Services
(Federal funds)

(\$45,079,647) FED Provides for transfer of Personal Care Assistance Program to Mental
(\$30,752,563) GR Health

FY 2006
Foundation Program Appropriations by Category
\$2,865,327,604



FY 2006
Appropriations for Elementary and Secondary Education
by Major Fund Source
\$4,727,520,739



MAJOR OPERATING BUDGET CHANGES FOR FY 2006

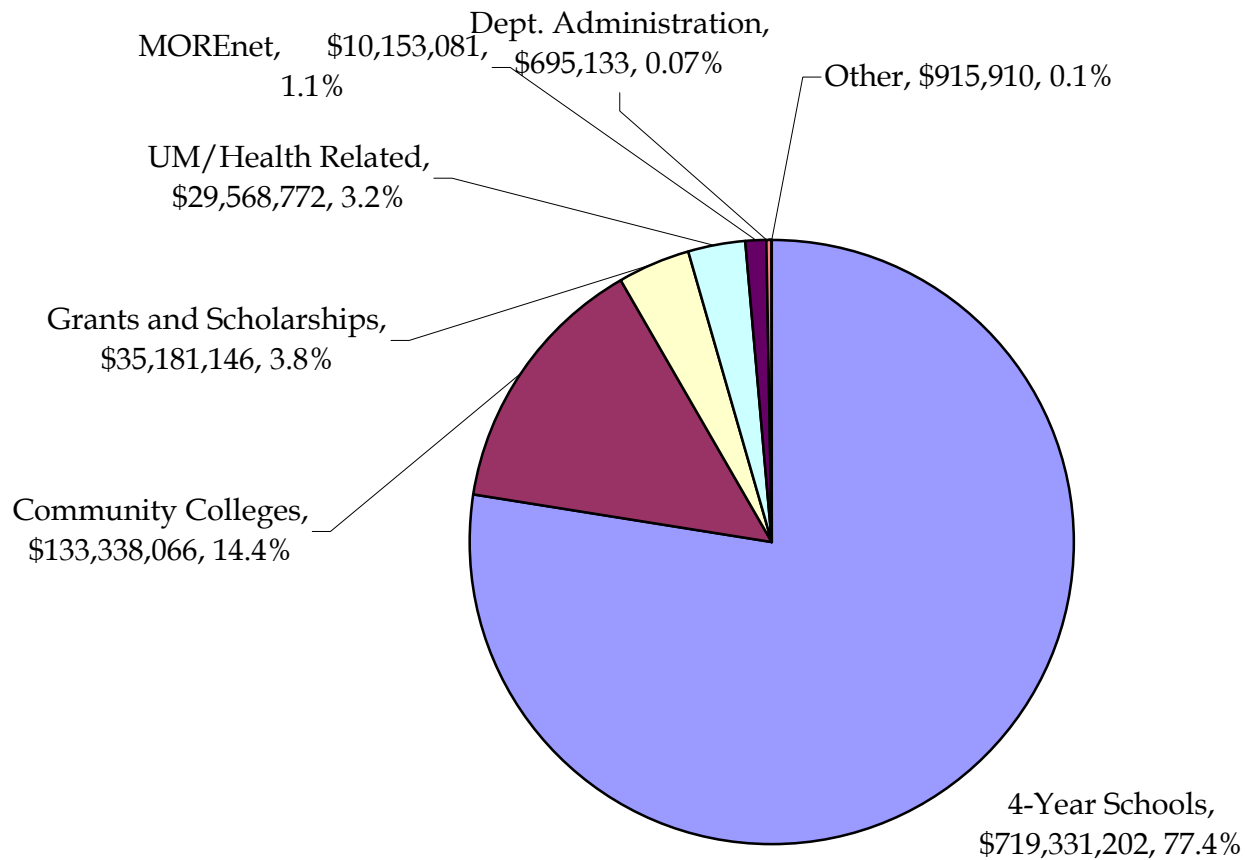
HB 3 – HIGHER EDUCATION

<u>Fund</u>	<u>FY 2005 Appropriation</u>	<u>FY 2006 After Veto</u>	<u>Percentage Change</u>
GR	\$862,342,574	\$855,961,813	(.7%)
FED	6,247,637	6,247,638	0%
OTHER	<u>180,529,321</u>	<u>183,805,883</u>	<u>1.8%</u>
TOTAL	<u>\$1,049,119,532</u>	<u>\$1,046,015,334</u>	<u>(.30%)</u>
 F.T.E.	 89.73	 89.73	 0%

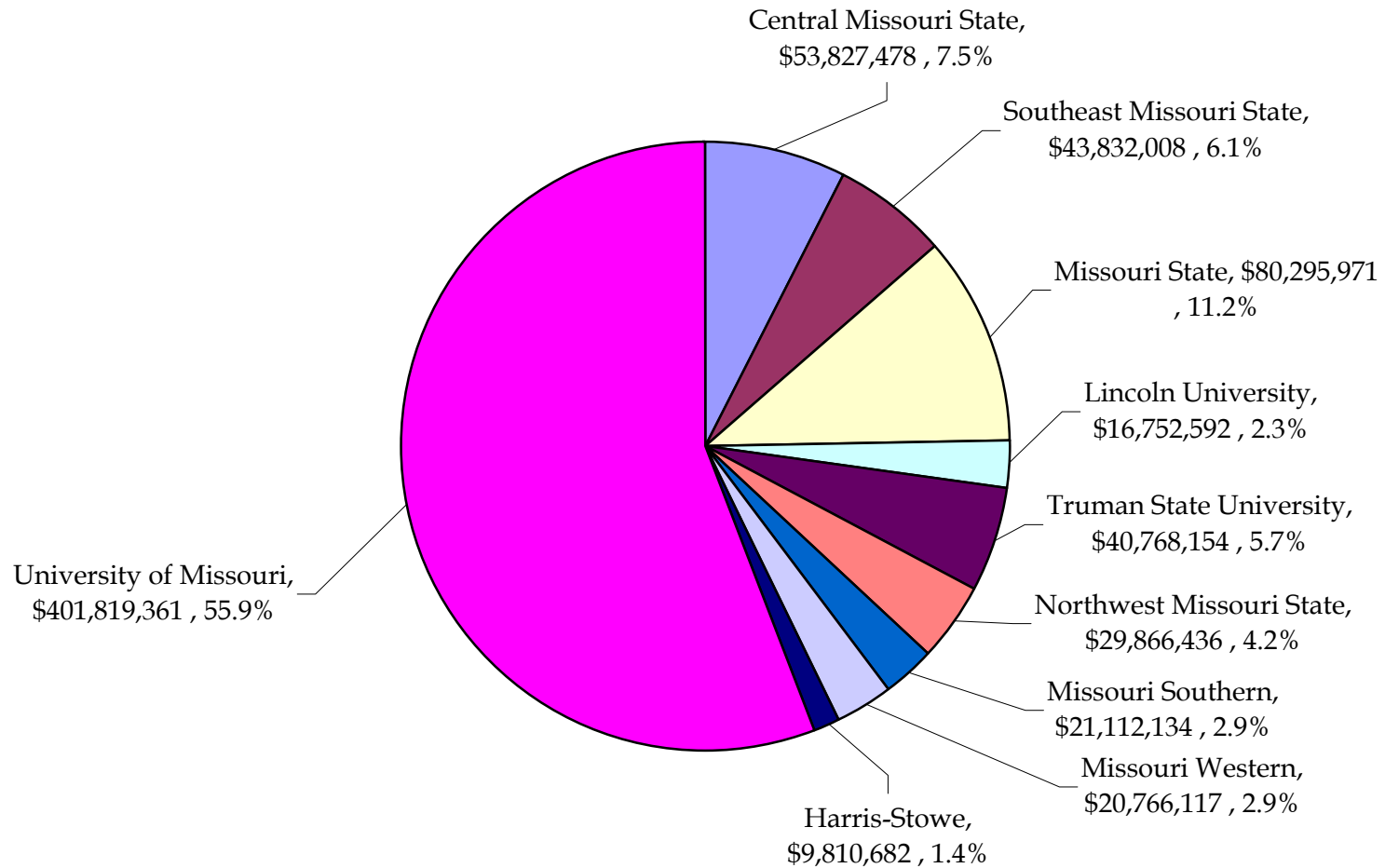
Major Changes

(\$207,279)	Provides for a reduction to Coordinating Board administration
\$1,000,000	Provides an increase to the University of Missouri-Kansas City Dental School
(\$649,539)	Provides for elimination of state funding for MOBIUS – the common library platform
(\$4,351,320)	Provides for a reduction to MOREnet
\$227,375	Restores core cut to Alzheimer’s Research
\$459,970	Restores core cut to Missouri Institute of Mental Health
(\$92,260)	Provides for a reduction to the State Historical Society

**FY 2006
HIGHER EDUCATION
General Revenue and Lottery Appropriations
\$929,183,310**



**FY 2006
4-Year College and University State Appropriations
\$718,850,933**



MAJOR OPERATING BUDGET CHANGES FOR FY 2006

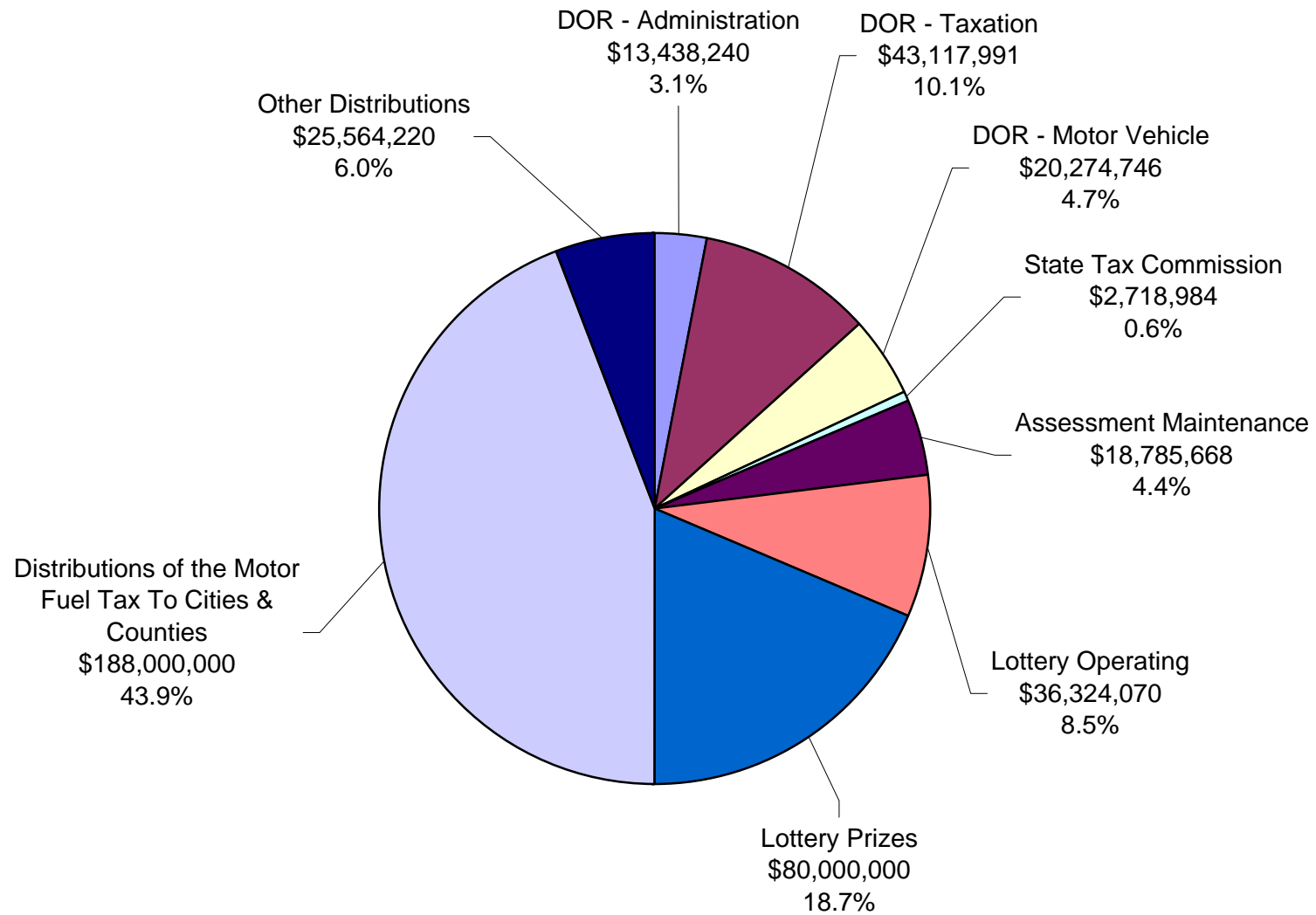
HB 4 – DEPT. OF REVENUE

<u>Fund</u>	<u>FY 2005 Appropriation</u>	<u>FY 2006 After Veto</u>	<u>Percentage Change</u>
GR	\$90,400,447	\$95,788,938	6.0%
FED	9,001,789	7,644,994	(15.1%)
OTHER	<u>359,440,252</u>	<u>324,789,987</u>	<u>(9.6%)</u>
TOTAL	\$458,482,488	\$428,223,919	(6.6%)
 F.T.E.	 2,107.70	 1,794.76	 (14.8%)

Major Changes

\$78,657	Provides General Revenue funding to implement HB 795, HB 959, SB 730, SB 1099, SB 1155, and SB 1233
(\$5,000,000)	Provides for a transfer of costs associated with enforcing state motor vehicle laws and traffic regulations to the Highway Patrol
(\$6,453,698)	Provides for a reduction in the Division of Motor Vehicle and Drivers Licensing, which included eliminating the branch offices and 216.50 FTE
(\$663,568)	Provides for a reduction in General Revenue funding for the Division of Administration and a reduction of 15.34 FTE
(\$491,517)	Provides for a reduction in General Revenue funding for the Division of Taxation and a reduction of 6.50 FTE
(\$2,878,235)	Provides for a reduction in Lottery E&E spending
(\$143,104)	Provides for a reduction in General Revenue funding for the State Tax Commission and a reduction of 4.00 FTE

FY 2006 Department of Revenue by Division
\$428,223,919



MAJOR OPERATING BUDGET CHANGES FOR FY 2006

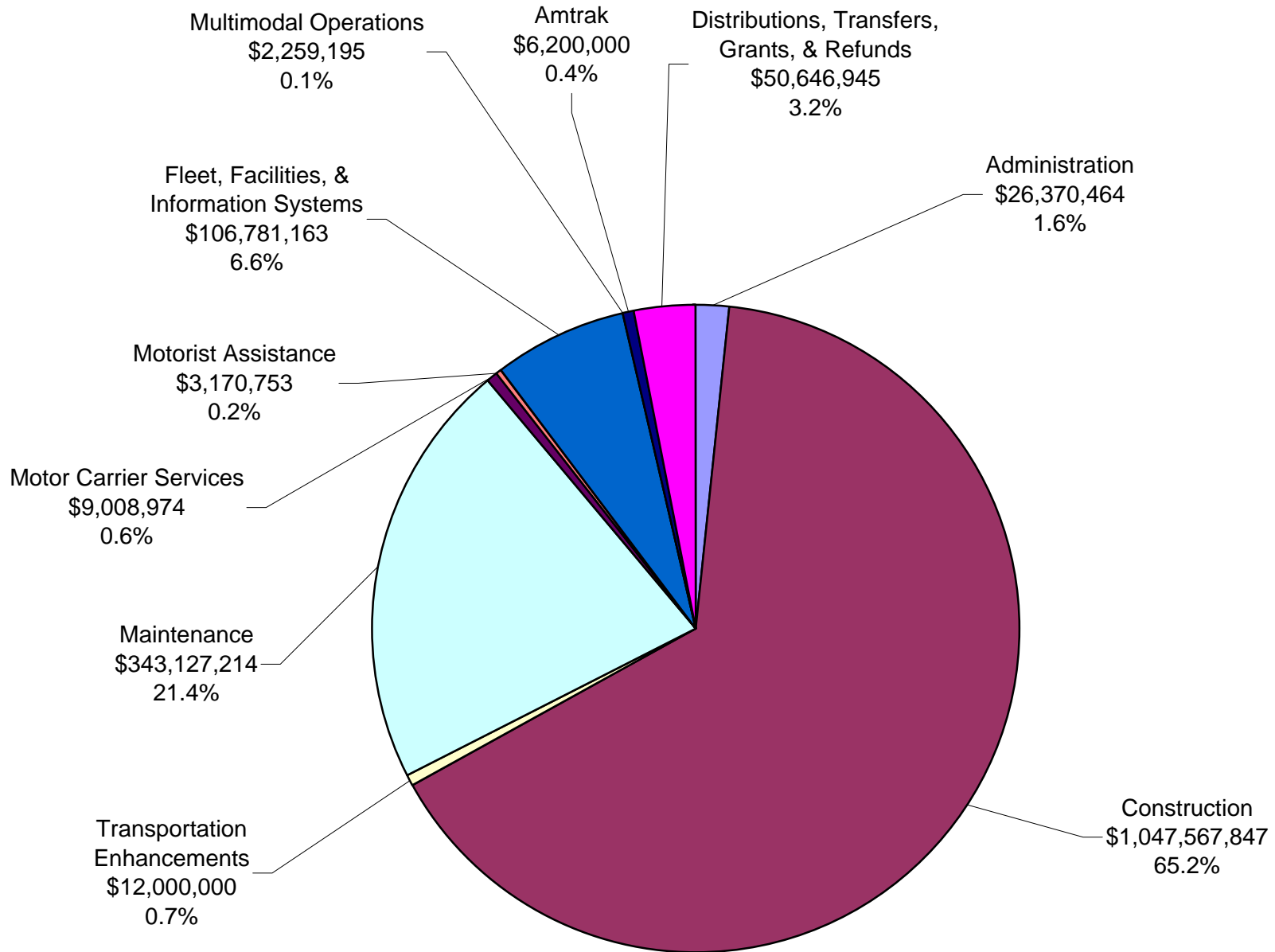
HB 4 – DEPT. OF TRANSPORTATION

<u>Fund</u>	<u>FY 2005 Appropriation</u>	<u>FY 2006 After Veto</u>	<u>Percentage Change</u>
GR	\$12,162,168	\$11,489,115	(5.5%)
FED	53,276,877	57,431,590	7.8%
OTHER	<u>1,578,332,143</u>	<u>1,656,709,297</u>	<u>5.0%</u>
TOTAL	\$1,643,771,188	\$1,725,630,002	5.0%
 F.T.E.	 6,688.25	 6,990.20	 4.5%

Major Changes

\$12,865,465	Estimated additional state and federal revenue available for new construction projects
\$44,916,034	Estimated additional state and federal revenue available for maintenance projects
\$1,449,538	Additional funding needed to cover the debt service on \$903 million in outstanding bonds
\$1,000,000	Provides for additional funding for port capital improvements projects
\$149,927	Provides for an increase in funding for Missouri Elderly and Handicapped Transportation Assistance

FY2006 Department of Transportation by Division
\$1,725,630,002



MAJOR OPERATING BUDGET CHANGES FOR FY 2006

HB 5 – OFFICE OF ADMINISTRATION

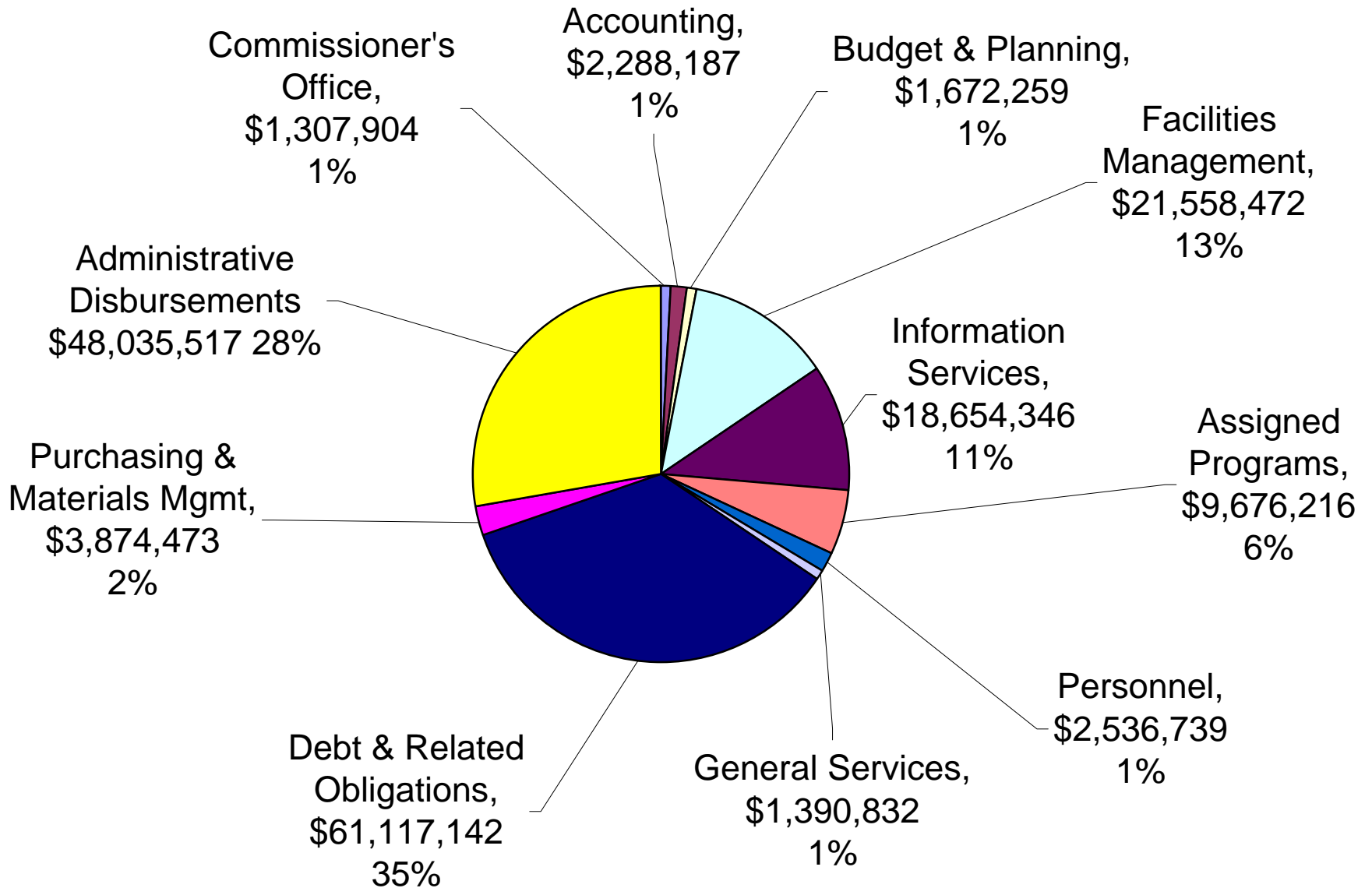
<u>Fund</u>	<u>FY 2005 Appropriation</u>	<u>FY 2006 After Veto</u>	<u>Percentage Change</u>
GR	\$153,139,380	\$146,838,265	(4.1%)
FED	9,568,718	16,116,423	68.4%
OTHER	<u>9,734,796</u>	<u>9,157,399</u>	<u>(5.9%)</u>
TOTAL	\$172,442,894	\$172,112,087	(0.2%)
 F.T.E.	 934.47	 829.50	 (11.2%)

Major Changes

\$6,100,000	Provides additional funding for the reimbursement to counties for costs in criminal cases
\$6,609,817	Provides federal funds for justice integration to ensure greater operability between criminal justice agencies
(\$3,602,054)	Provides for reductions of personal service and expense & equipment, including the consolidation of the Divisions of Design & Construction and Facilities Management
(\$4,284,000)	Transfers the special election costs funding to the Secretary of State's Office
(\$4,762,229)	Provides for a one-time reduction in debt service payments due to refinancing opportunities

FY 2006 OFFICE OF ADMINISTRATION

\$172,112,087



MAJOR OPERATING BUDGET CHANGES FOR FY 2006

HB 5 – EMPLOYEE BENEFITS

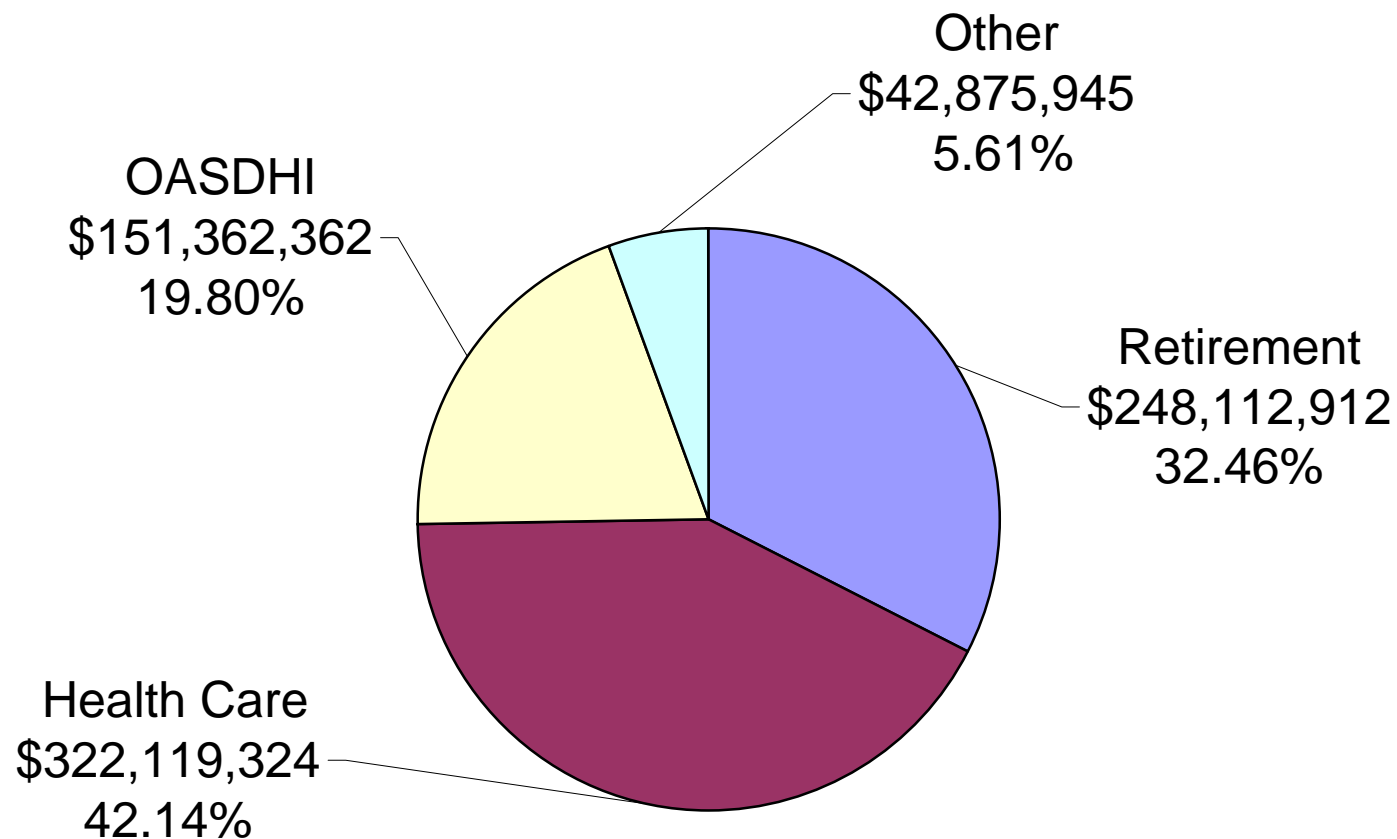
<u>Fund</u>	<u>FY 2005 Appropriation</u>	<u>FY 2006 After Veto</u>	<u>Percentage Change</u>
GR	\$445,183,121	\$475,323,434	6.8%
FED	139,645,514	147,578,286	5.7%
OTHER	<u>136,843,417</u>	<u>141,568,823</u>	<u>3.5%</u>
TOTAL	\$721,672,052	\$764,470,543	5.9%

Major Changes

\$37,664,000	Provides for additional funding for increases in retirement contributions for state employees
\$7,000,000	Provides for additional funding for increases in health care contributions for state employees
\$2,900,000	Provides for additional funding for workers' compensation benefits

FY 2006 State Employee Benefits

\$764,470,543



MAJOR OPERATING BUDGET CHANGES FOR FY 2006

HB 6 – DEPT. OF AGRICULTURE

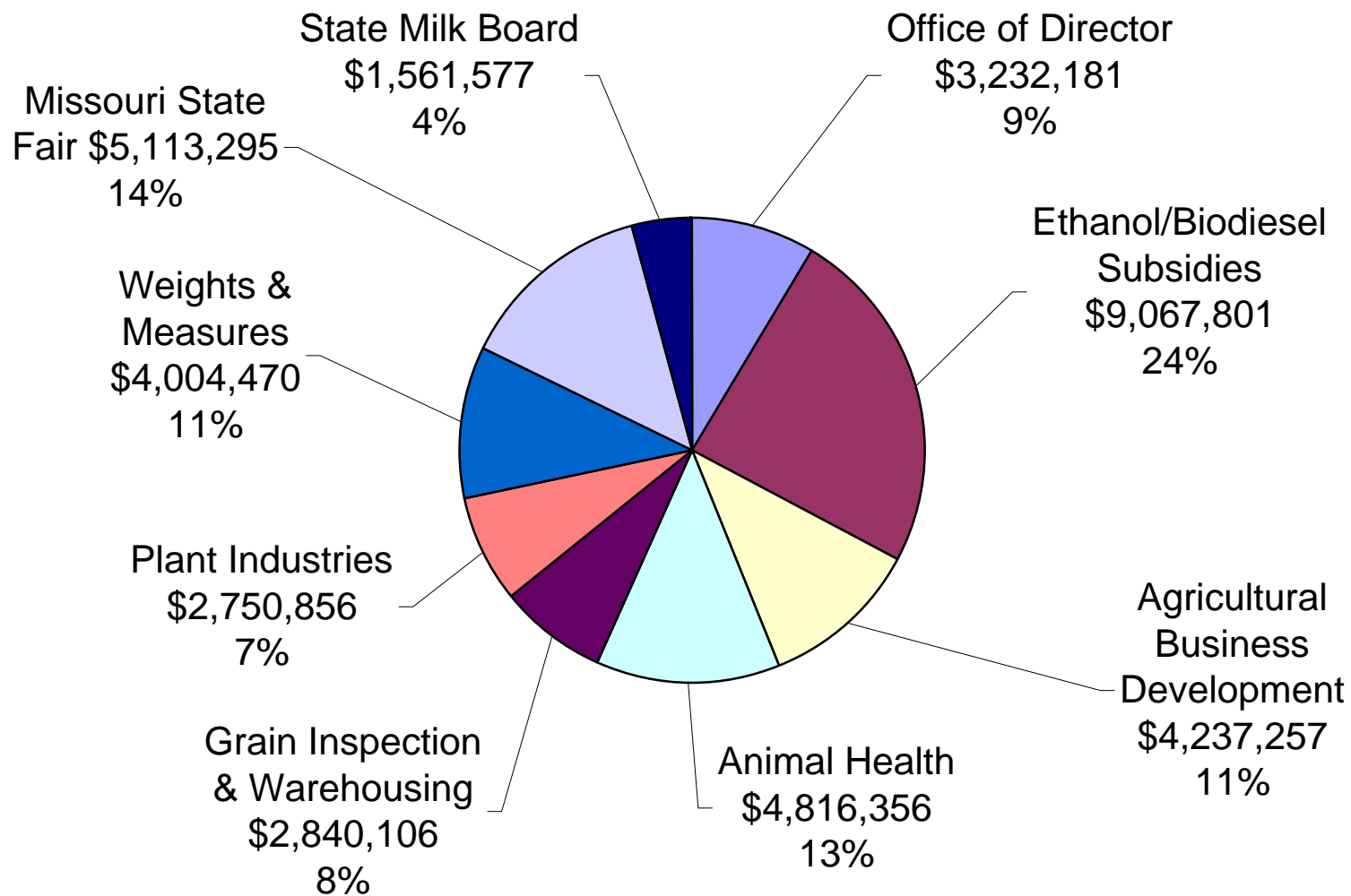
<u>Fund</u>	<u>FY 2005 Appropriation</u>	<u>FY 2006 After Veto</u>	<u>Percentage Change</u>
GR	\$15,248,217	\$16,484,499	8.1%
FED	5,490,357	5,443,995	(0.8%)
OTHER	<u>15,354,316</u>	<u>15,695,405</u>	<u>2.2%</u>
TOTAL	\$36,092,890	\$37,623,899	4.2%
F.T.E.	444.85	423.05	(4.9%)

Major Changes

\$172,715	Provides funding for 3 FTE federally funded for continuation of the Animal Identification system
\$32,500	Provides funding for an additional Animal Care Inspector
\$2,600,000	Provides funding for additional GR ethanol subsidies, bringing the FY 06 GR core to \$7,967,800
\$384,120	Provides funding for increased promotion of Missouri’s wine industry and additional research at the Mid-American Viticulture and Enology Center
(\$1,328,940)	Provides for a reduction in Personal Service and Expense and Equipment
\$13,000	Provides for first year of three-year replacement of package inspection scales
\$41,742	Provides for replacement of 1,200 kg mass comparator equipment

FY 2006 Department of Agriculture

\$37,623,899



MAJOR OPERATING BUDGET CHANGES FOR FY 2006

HB 6 – DEPT. OF NATURAL RESOURCES

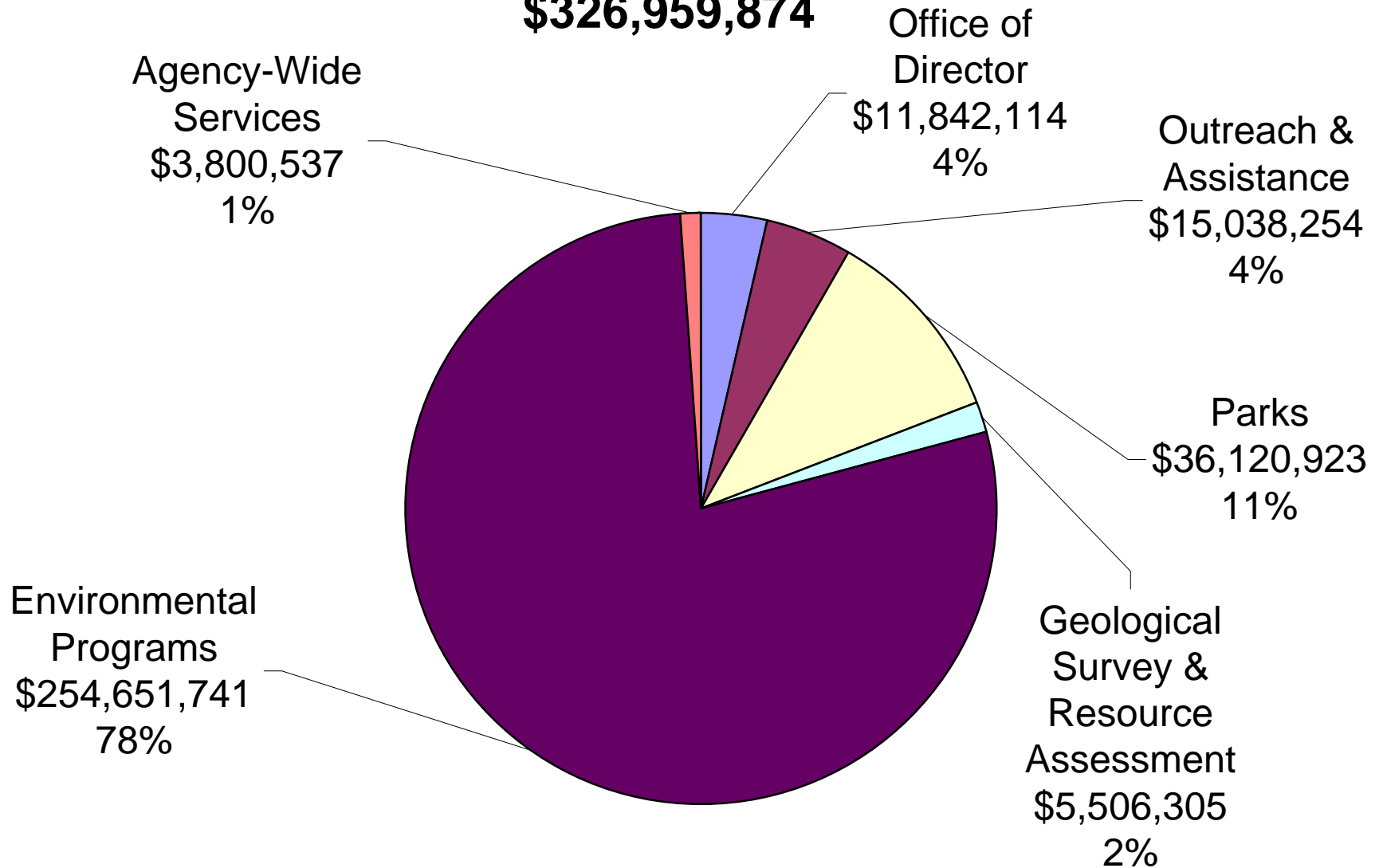
<u>Fund</u>	<u>FY 2005 Appropriation</u>	<u>FY 2006 After Veto</u>	<u>Percentage Change</u>
GR	\$8,521,062	\$6,641,165	(22.1%)
FED	45,192,505	44,618,355	(1.3%)
OTHER	<u>275,220,522</u>	<u>275,700,354</u>	<u>0.2%</u>
TOTAL	\$328,934,089	\$326,959,874	(0.6%)
F.T.E.	1,987.12	1,945.88	(2.1%)

Major Changes

\$231,040	Provides for additional benefits to Soil and Water District employees
(\$474,539)	Provides for a fund shift of GR to Solid Waste fees, pending legislation
(\$1,512,569)	Provides for a reduction in GR Personal Service and Expense and Equipment Administrative Reductions
\$100,000	Provides for a GR transfer to the Historic Preservation Revolving Fund

FY 2006 Department of Natural Resources

\$326,959,874



MAJOR OPERATING BUDGET CHANGES FOR FY 2006

HB 6 – DEPT. OF CONSERVATION

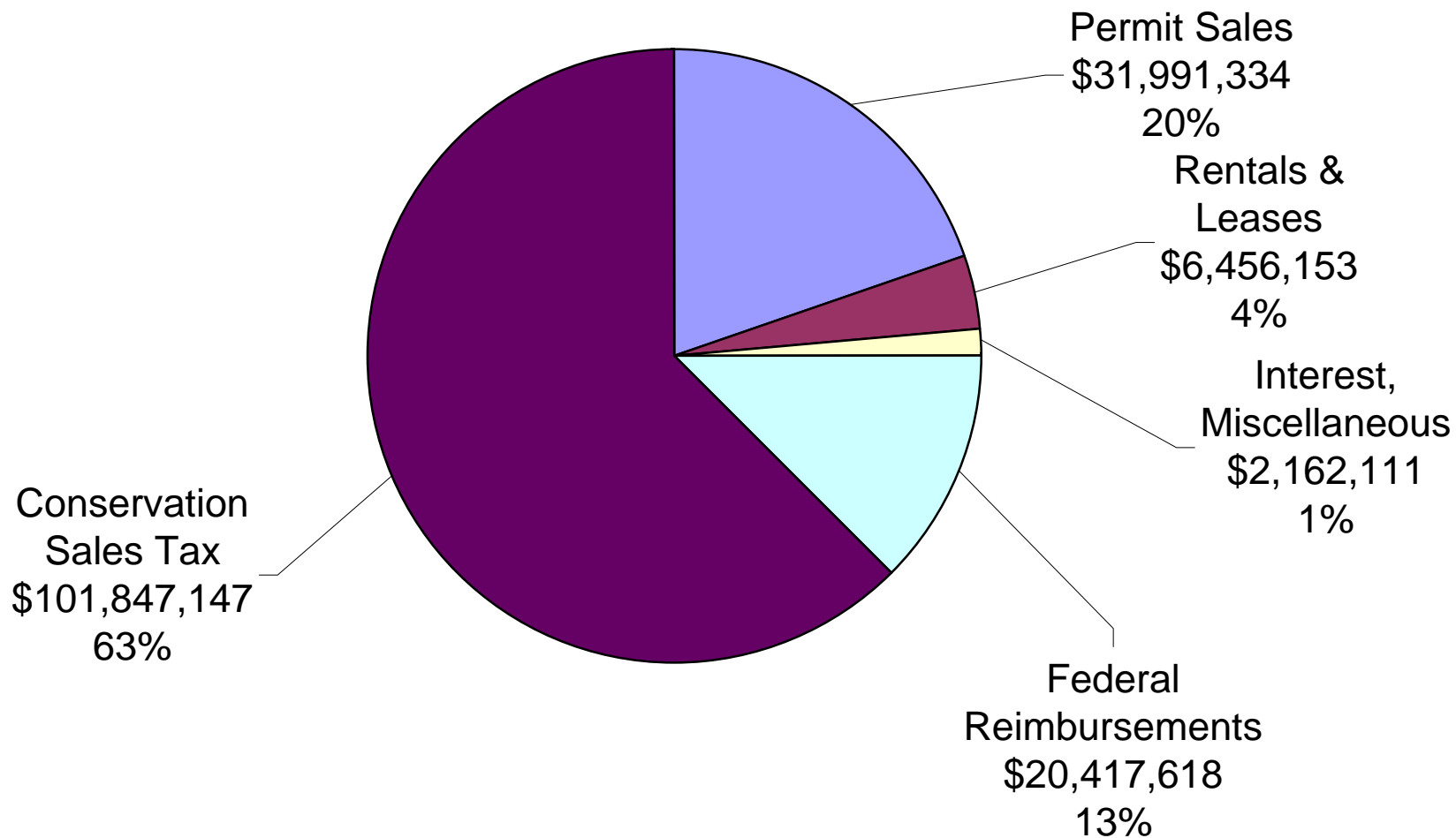
<u>Fund</u>	<u>FY 2005 Appropriation</u>	<u>FY 2006 After Veto</u>	<u>Percentage Change</u>
GR	\$0	\$0	0%
FED	0	0	0%
OTHER	<u>133,931,123</u>	<u>137,196,601</u>	<u>2.4%</u>
TOTAL	\$133,931,123	\$137,196,601	2.4%
 F.T.E.	 1,871.61	 1,871.61	 0%

Major Changes

\$1,016,918	Provides funding for an increase in health insurance costs
\$1,774,200	Provides funding for increased program costs, including fuel, utilities and construction supplies

FY 2006 Conservation Commission Fund

Estimated Revenue: \$162,874,363



MAJOR OPERATING BUDGET CHANGES FOR FY 2006

HB 7 – DEPT. OF ECONOMIC DEVELOPMENT

<u>Fund</u>	<u>FY 2005 Appropriation</u>	<u>FY 2006 After Veto</u>	<u>Percentage Change</u>
GR	\$44,195,819	\$35,509,307	(19.7%)
FED	163,389,259	163,032,156	(0.2%)
OTHER	<u>69,227,236</u>	<u>73,135,407</u>	<u>5.6%</u>
TOTAL	\$276,812,314	\$271,676,870	(1.9%)
 F.T.E.	 1,466.66	 1,432.54	 (2.3%)

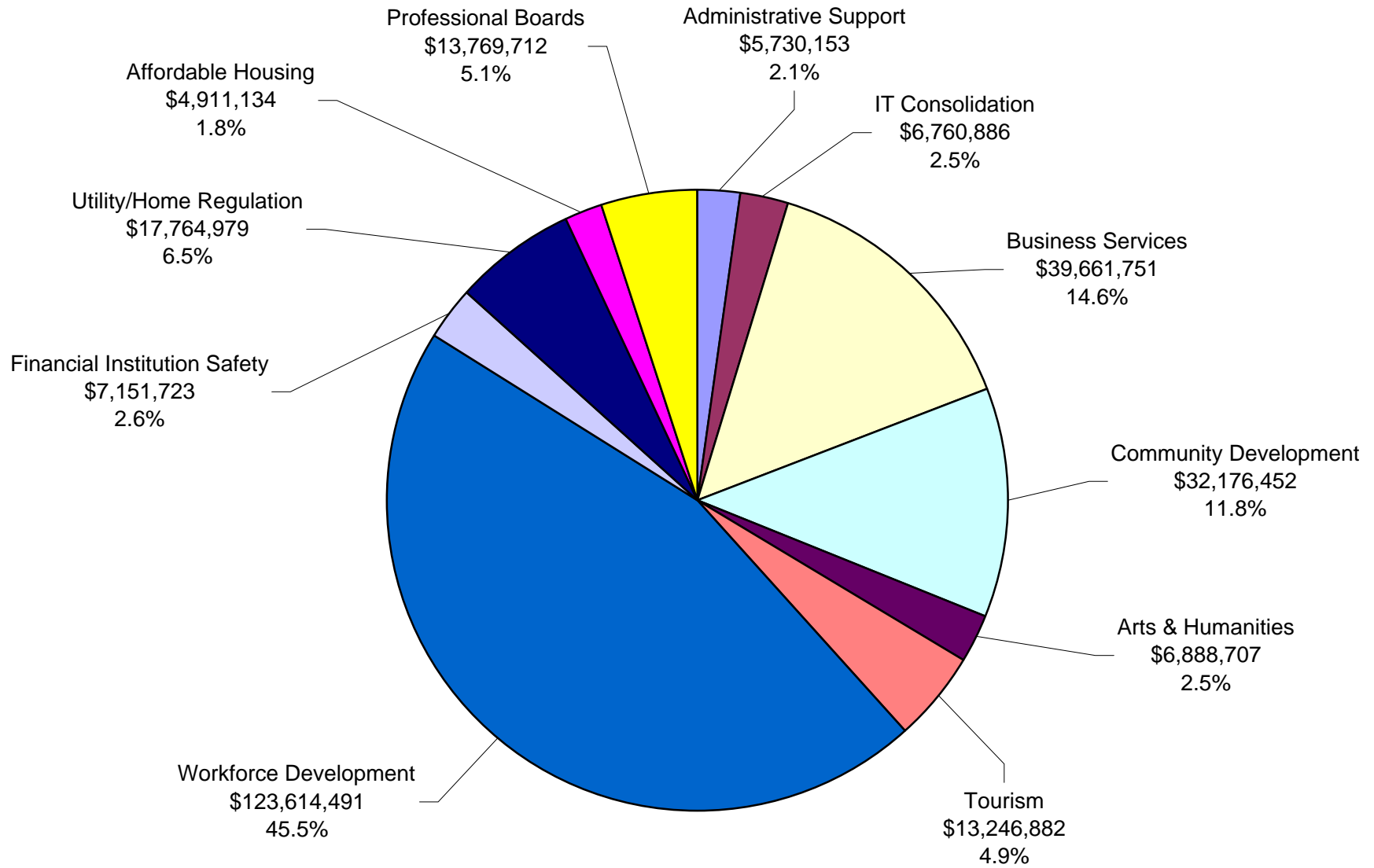
Major Changes

\$1,000,000	Provides funding for pay increases for bank examiners
\$300,000	Provides funding for pay increases for credit union examiners
\$150,000	Provides for funding the Kirksville Innovation Center
\$5,000,000	Provides funding for the Jobs Retention Training Program
\$600,000	Provides for a GR transfer to the Missouri Arts Council Trust Fund
\$100,000	Provides for a GR transfer to the Missouri Humanities Council Trust Fund
(\$4,585,929)	Provides for a 25% reduction in the General Revenue transfer to Tourism, including a reduction of 3.00 FTE (Veto)
(\$1,563,746)	Provides for a department-wide General Revenue reduction in Personal Service and Expense and Equipment, including a reduction of 13.12 FTE
(\$1,560,754)	Provides for a reduction in funding for the PSC, at the Department's request, including a reduction of 12.00 FTE
(\$1,300,748)	Eliminates the funding for the Community Development Corporation Grant Program
(\$1,000,000)	Provides for a General Revenue reduction in excess appropriation for TIF
(\$1,000,000)	Provides for a General Revenue reduction in excess appropriation for the Missouri Job Development Program
(\$477,505)	Provides for a 25% reduction in funding for existing Innovation Centers (Veto)

DEPARTMENT OF ECONOMIC DEVELOPMENT HB 7 Continued

(\$364,269) Provides for a reduction in funding for the Missouri Manufacturing Extension Program

FY 2006 Department of Economic Development Funding by Division
\$271,676,870



MAJOR OPERATING BUDGET CHANGES FOR FY 2006

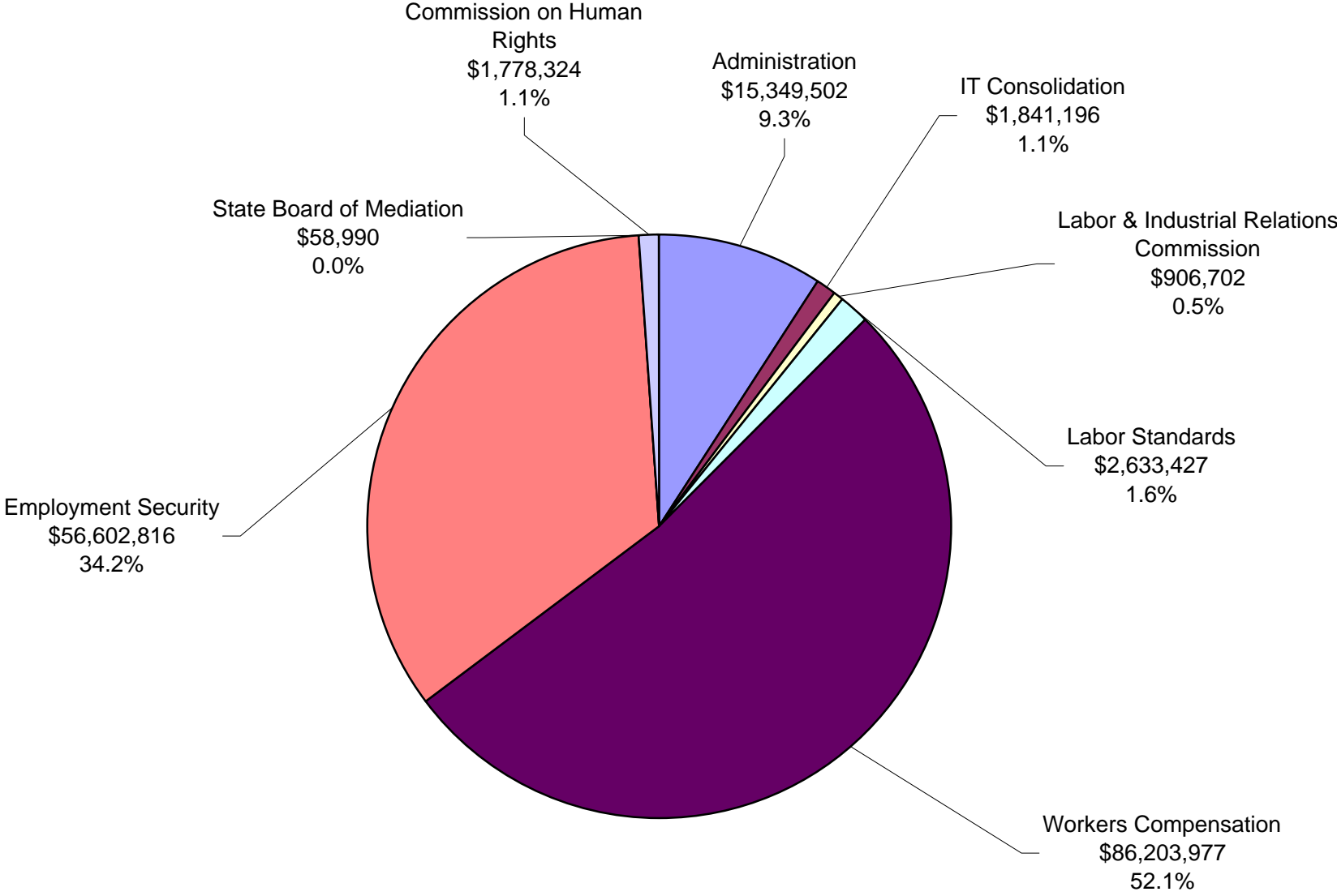
HB 7 – DEPT. OF LABOR & INDUSTRIAL RELATIONS

<u>Fund</u>	<u>FY 2005 Appropriation</u>	<u>FY 2006 After Veto</u>	<u>Percentage Change</u>
GR	\$2,661,426	\$2,490,016	(6.4%)
FED	62,564,793	60,408,140	(3.4%)
OTHER	<u>92,970,038</u>	<u>102,476,778</u>	<u>10.2%</u>
TOTAL	\$158,196,257	\$165,374,934	4.5%
F.T.E.	1,184.41	1,175.41	(0.1%)

Major Changes

\$9,000,000	Provides Second Injury funds for increased benefit payments
\$1,000,000	Provides Crime Victims' Compensation Funds for increased payments to victims of crimes
(\$184,378)	Provides for a reduction in General Revenue funding for the Commission on Human Rights, including a reduction of 4.00 FTE (Veto)
(\$154,611)	Provides for a reduction in General Revenue funding for the Division of Labor Standard, including a reduction of 4.00 FTE (Veto)
(\$45,671)	Provides for a reduction in General Revenue funding for the Division of Labor Standard, including a reduction of 1.00 FTE
(\$63,825)	Provides for a reduction in General Revenue due to the transfer of the duties of the Board of Mediation to the Labor Commission

FY 2006 Department of Labor & Industrial Relations
\$165,374,934



MAJOR OPERATING BUDGET CHANGES FOR FY 2006

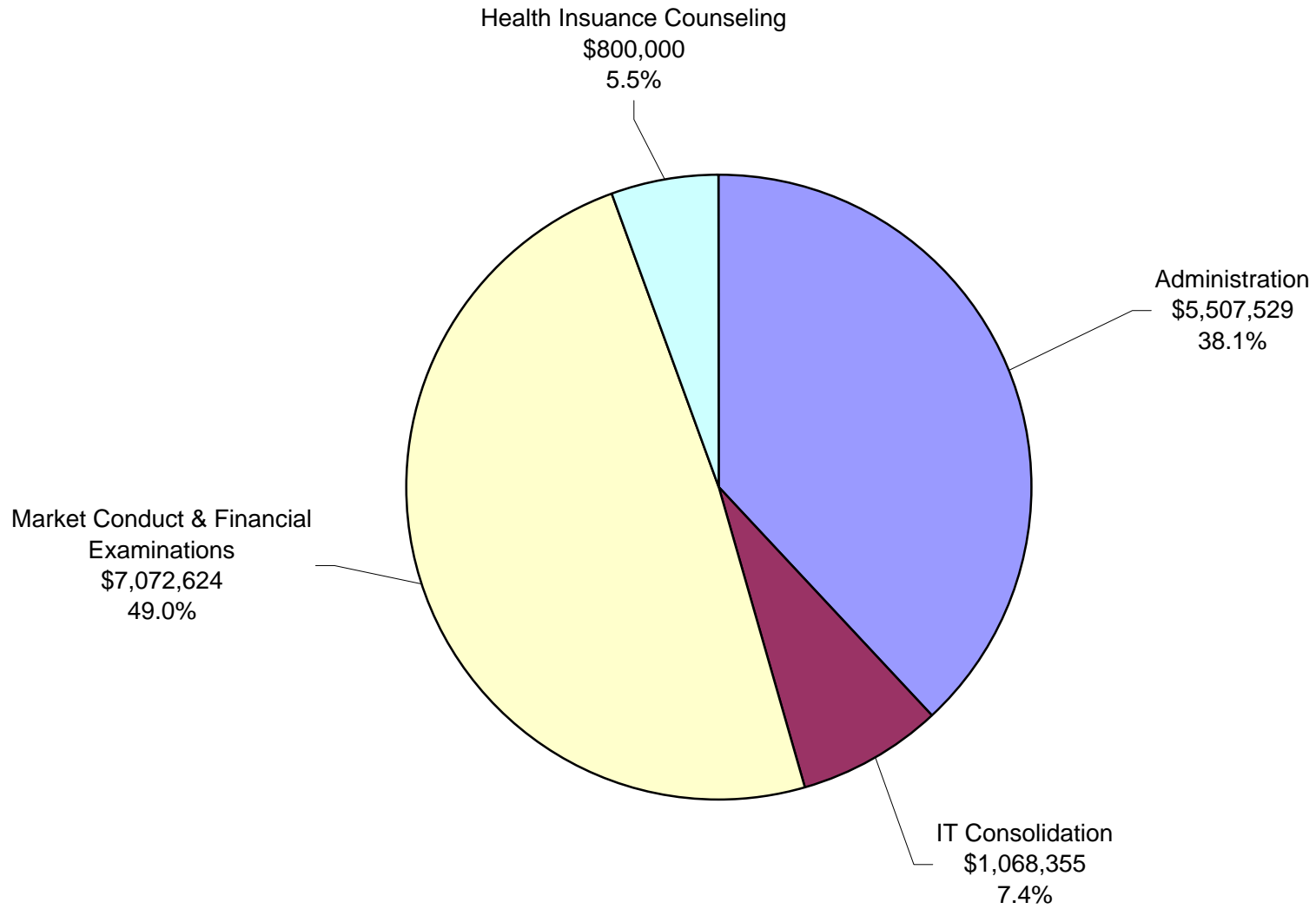
HB 7 – DEPT. OF INSURANCE

<u>Fund</u>	<u>FY 2005 Appropriation</u>	<u>FY 2006 After Veto</u>	<u>Percentage Change</u>
GR	\$0	\$0	0%
FED	450,000	600,000	33.3%
OTHER	<u>13,884,932</u>	<u>13,848,508</u>	<u>(0.3%)</u>
TOTAL	<u>\$14,334,932</u>	<u>\$14,448,508</u>	<u>(0.8%)</u>
 F.T.E.	 218.50	 217.50	 (0.5%)

Major Changes

- \$150,000 Provides for an increase in the federal funding for the Claim Program
- (\$85,824) Provides for a reduction of the Chief Counsel position at the Department's request

FY 2006 Department of Insurance Funding by Divison
\$14,448,508



MAJOR OPERATING BUDGET ISSUES FOR FY 2006

HB 8 – DEPT. OF PUBLIC SAFETY

<u>Fund</u>	<u>FY 2005 Appropriation</u>	<u>FY 2006 After Veto</u>	<u>Percentage Change</u>
GR	\$45,507,763	\$64,597,706	41.9%
FED	87,377,775	73,980,467	(15.3%)
OTHER	<u>245,269,735</u>	<u>248,704,784</u>	<u>1.4 %</u>
TOTAL	\$378,155,273	\$387,282,957	2.4%
F.T.E.	4,865.36	4,868.36	.06%

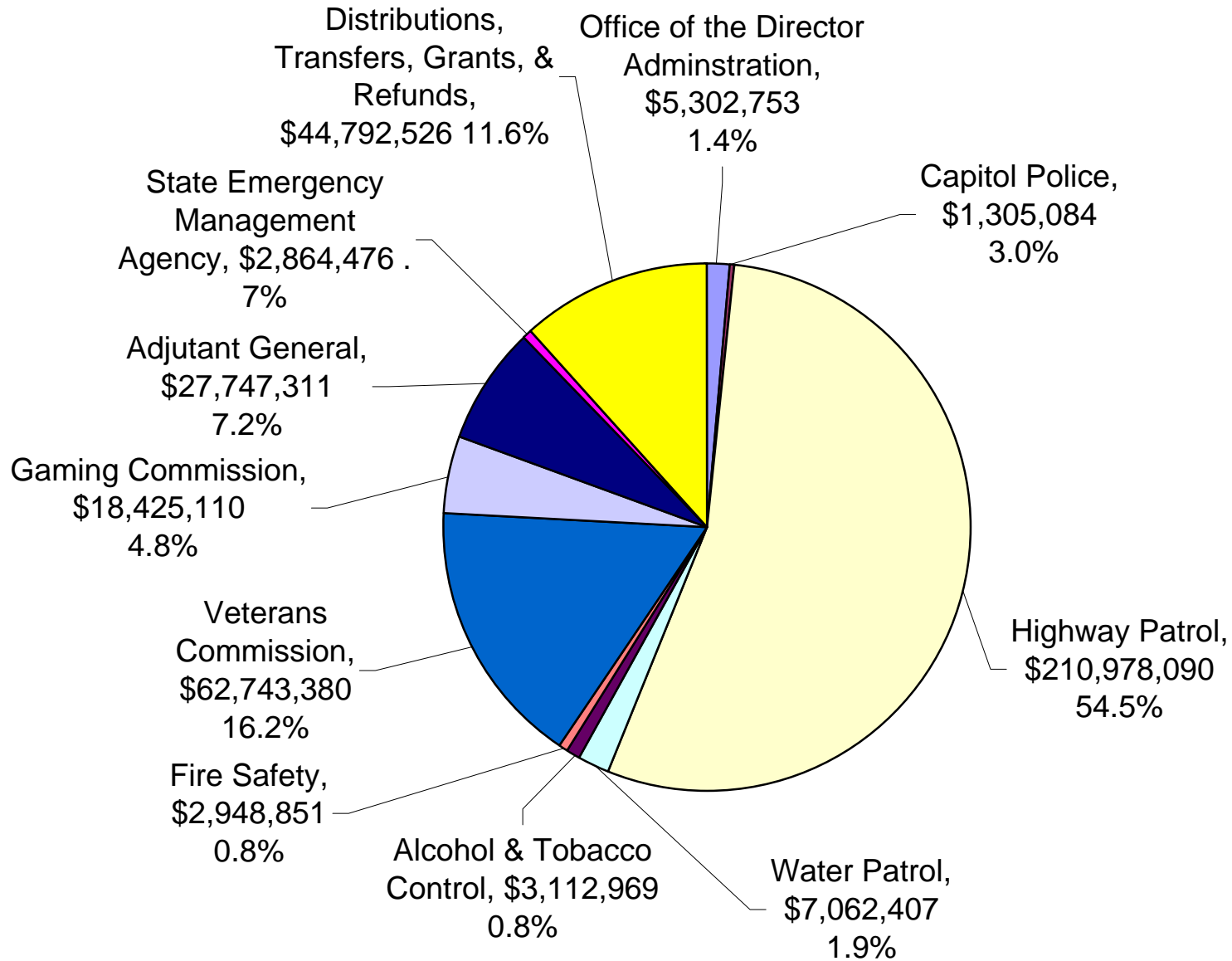
Major Changes

\$147,000	Provides additional funding for the Joplin Regional Crime Laboratory
\$5,000,000	Provides for a transfer of costs associated with enforcing state motor vehicle laws and traffic regulations from the Department of Revenue
\$4,343,388	Provides funding for increased costs for fringe benefits and new highway funded FTE's
\$1,644,398	Provides for an increase in funding for the DNA All Felon testing program
\$4,194,563	Provides funding for year two of Highway Patrol pay plan
\$755,364	Provides funding for a pay increase for Highway Patrol Crime Lab employees
\$16,666,463	Provides for replacement of Veterans Commission Capital Improvement Trust Fund with General Revenue and inflationary increases for Veteran's Homes
(\$109,349)	Provides for a reduction of three FTE and expense and equipment for Capitol Police
(\$310,480)	Provides for a reduction of five FTE and expense and equipment for State Highway Patrol
(\$120,709)	Provides for a reduction of two FTE and expense and equipment for the Division of Alcohol and Tobacco Control
(\$193,256)	Provides for a reduction of two FTE, expense and equipment, and firefighter training funds for the Division of Fire Safety

DEPARTMENT OF PUBLIC SAFETY HB 8 Continued

- (\$967,483) Provides for a reduction of General Revenue (\$162,941) and fund switch (\$804,542) in the Adjutant General
- (\$116,747) Provides for a reduction of three FTE and expense and equipment for the State Emergency Management Agency

FY 2006 Department of Public Safety
\$387,282,957



MAJOR OPERATING BUDGET CHANGES FOR FY 2006

HB 9 – DEPT. OF CORRECTIONS

<u>Fund</u>	<u>FY 2005 Appropriation</u>	<u>FY 2006 After Veto</u>	<u>Percentage Change</u>
GR	\$523,395,862	\$516,768,254	(1.3%)
FED	7,813,835	8,139,981	4.2%
OTHER	<u>42,772,722</u>	<u>42,840,685</u>	<u>.16%</u>
TOTAL	\$573,982,419	\$567,748,920	(1.1%)
 F.T.E.	 11,706.39	 11,312.02	 (3.4%)

Major Changes

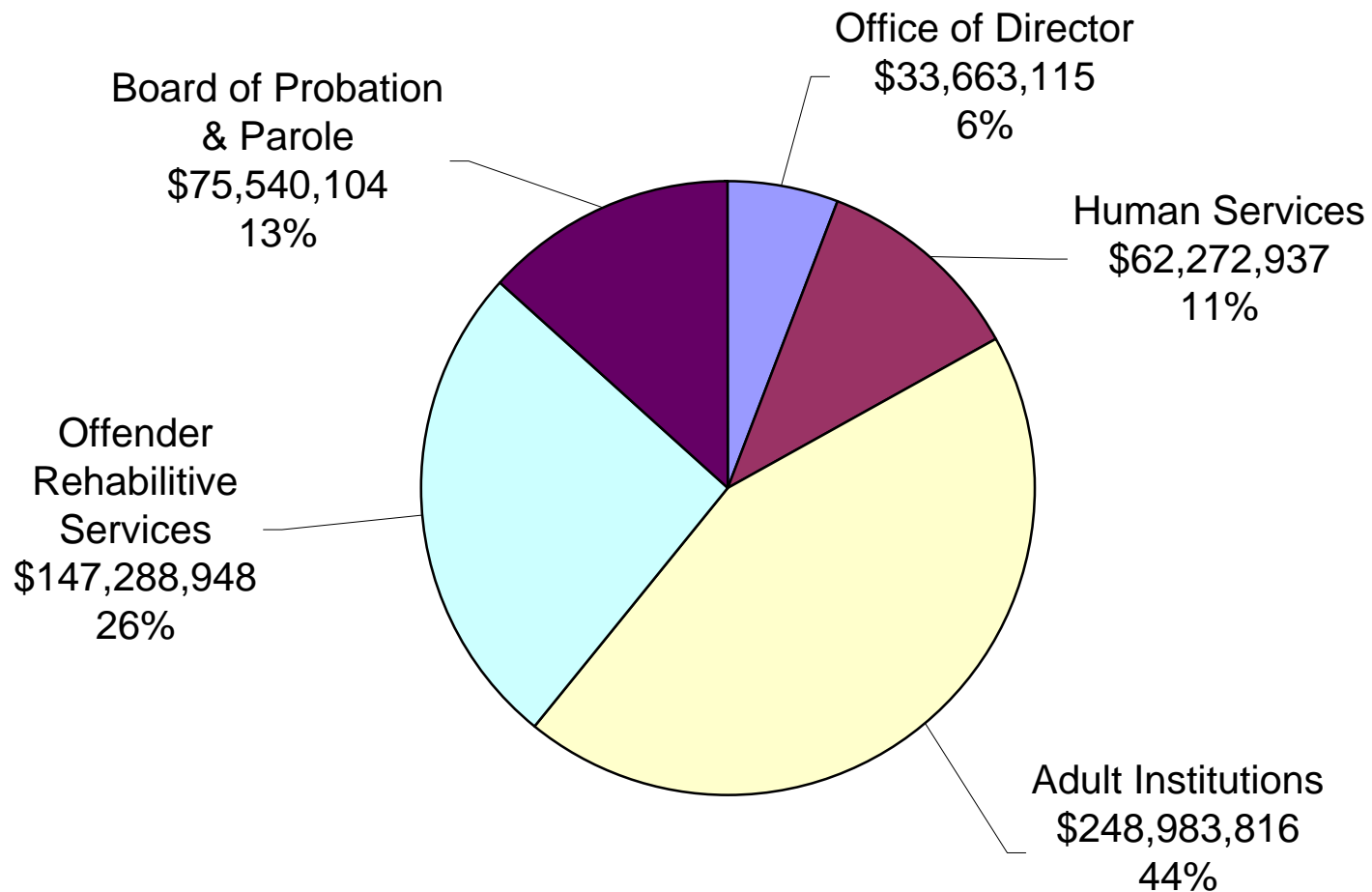
\$2,580,329	Provides funding for operating three new Community Supervision Centers
\$4,039,762	Provides for an increase in the inmate healthcare contract
(\$518,685)	Provides for a reduction for the closure of Camp Hawthorne (Ozark Correctional Center)
(\$800,000)	Provides for a reduction for the purchase, transportation, and storage of food for inmates and institutional staff
(\$3,833,879)	Provides for a reduction for the closure of Central Missouri Correctional Center (Church Farm) and allows for saturation housing
(\$1,560,000)	Provides for a reduction of 50.00 FTE Probation and Parole officers due to changing active supervision to non-active supervision on non-violent class D felony cases
(\$1,446,556)	Provides for a reduction for closure of schools at Potosi, Jefferson City Correctional Center, and Crossroads, and a conversion of a contract school at Tipton to self operate
(\$1,051,591)	Provides for a reduction for the closure of substance abuse treatment at Jefferson City Correctional Center and conversion of a contract for services at Maryville to self operate
(\$2,007,651)	Provides for a reduction due to closure of a 60-bed residential treatment contract. Reduction to be partially offset with a new supervision fee to be collected from probationers and parolees

DEPARTMENT OF CORRECTIONS HB 9 Continued

- (\$2,197,625) Provides for a reduction of various community programs, mostly substance abuse, for those under supervision. Reduction to be partially offset with a new supervision fee to be collected from probationers and parolees
- (\$3,541,048) Provides for a transfer of community based substance abuse treatment funds to the Department of Mental Health – Division of Alcohol and Drug Abuse

FY 2006 Department of Corrections

\$567,748,920



MAJOR OPERATING BUDGET CHANGES FOR FY 2006

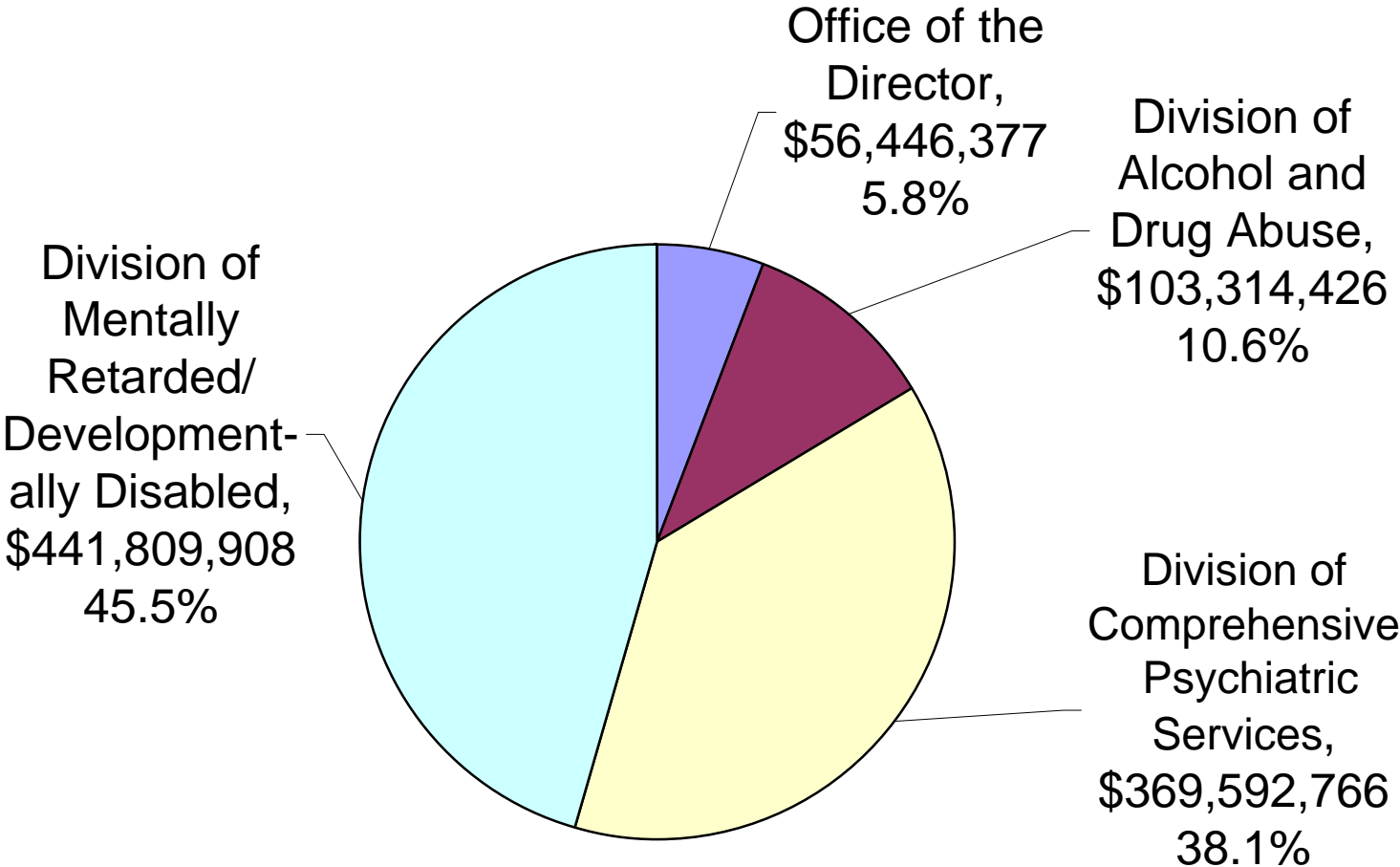
HB 10 – DEPT. OF MENTAL HEALTH

<u>Fund</u>	<u>FY 2005 Appropriation</u>	<u>FY 2006 After Veto</u>	<u>Percentage Change</u>
GR	\$521,575,544	\$514,691,270	(1.3%)
FED	415,464,229	420,634,421	1.2%
OTHER	<u>36,038,216</u>	<u>35,837,786</u>	<u>(0.6%)</u>
TOTAL	<u>\$973,077,989</u>	<u>\$971,163,477</u>	<u>(0.2%)</u>
 F.T.E.	 9,378.96	 9,122.38	 (2.4%)

Major Changes

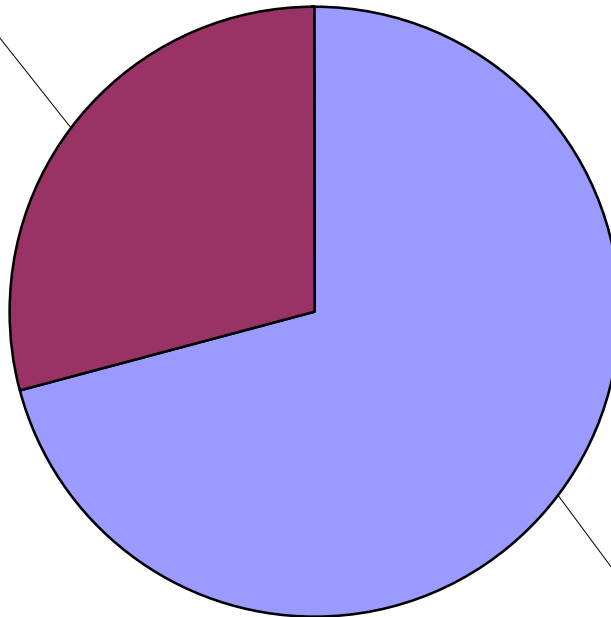
\$1,318,138	Provides funding for an additional 17-bed ward in the Sexual Offender Treatment program
(\$888,019)	Provides for a 3% Administrative Reduction to Mental Health Regional Centers
(\$1,445,793)	Provides for a 3% Administrative Reduction to Mental Health Psychiatric facilities
(\$2,212,499)	Provides for a 3% Administrative Reduction to Mental Health Habilitation Centers
\$4,635,955	Provides for a nursing pool to enable the Division of Comprehensive Psychiatric Services to better manage its nurse staffing problem (core shift, OA fringe transfer)
(\$1,202,055)	Provides for a reduction to psychiatric community programs, non-Medicaid services to both non-Medicaid and Medicaid clients
\$3,541,048	Provides for transfer in from Corrections of alcohol and drug abuse treatment funding to consolidate treatment functions of government within the Division of Alcohol and Drug Abuse
\$18,022,632	Provides funding for Medicaid caseload growth (\$6,864,914GR, \$11,157,718FED)
(\$24,355,783)	Provides for a reduction in Medicaid clients through elimination of MAWD program and lowering eligibility from 100% of FPL to 85% of FPL for elderly and disabled and lowering eligibility from 75% of FPL to 24% of FPL for healthy adults with children (\$9,220,764 GR, \$14,879,533 FED)
(\$4,400,575)	Provides for additional Administrative Reductions and contract reductions (i.e. contracted training for police departments to deal with psych patients, Woodson Redirect, Juvenile Justice Projects, delaying opening of wing at Western Missouri Mental Health Center)
\$11,902,845	Provides for a in-home provider rate increase based upon a \$.64/hour direct care staff pay increase and an day habilitation and/or group home provider rate increase based upon a \$.36/hour direct care staff pay increase (\$4,663,535 GR, \$7,239,310 FED)

FY 2006 Department Of Mental Health Funding by Division
\$971,163,477



**FY 2006 Department of Mental Health Treatment Funding by Type
of Service Delivery
\$851,286,867**

State Owned
Facilities,
\$247,511,381
29%



Community Based
Services
\$603,775,486
71%

